

Annual Report 2021-22



Municipal Committee Kamalia

Table of Contents

Administrator’s Message	3
1. Kamalia City	4
2. City Map	5
3. Functions of Municipal Committee	6
4. Municipal Committee Organogram	8
5. MC Officers/ Core Team	9
6. Available Human Resource	10
7. Annual Budget	10
8. Anti-Dengue Activities	11
9. Khidmat Apki Dehleez Per	12
10. Anti-Smog Activities	13
11. Trainings & Hands-on Sessions	14
12. Infrastructure Projects completed under Punjab Cities Program (PCP)	16
13. Machinery & Equipment Detail for Solid Waste Management	17
14. Municipal Services Delivery Detail	18
14.1. Water Supply System	18
14.1.1. Water Supply Hours	18
14.1.2. Total Coverage of the City	19
14.1.3. Tariff Structure	19
14.1.4. Detail of Tube wells	19
14.1.5. Manpower Deployed	20
14.2. Solid Waste Management	21
14.2.1. Solid waste Generation & Disposal	21
14.2.2. Equipment & Machinery	22
14.2.3. Manpower Deployed	22
14.2.4. Coverage Detail	22
14.2.6. Levying of Sanitation Fee	24
14.2.5. Reason for Poor Service	24
9.3. Sewerage	24
9.3.1. Coverage	24
9.3.2. Existing Disposal Works & Pumping Stations	26
9.3.3. Manpower Deployed	26

9.3.4.	Tariff Structure.....	26
9.3.5.	Service Delivery.....	26
9.4.	Streetlight.....	26
9.4.1.	Street lights Existing Situation:.....	27
9.4.2.	Street lights Coverage Map:.....	30
10.	Computerized Complaint Tracking System (CCTS)	31
11.	MC Website (www.mckamalia.lgpunjab.org.pk)	32
12.	MC Response to the Requests of Citizens under RTI Act 2013.....	32
	Annex A.....	34

Administrator's Message

On behalf of the Municipal Committee Kamalia, I hereby present this Annual Report for the financial year 2021-22. The report will give an insight into the performance and achievements of the Municipal Committee achieved during financial year 2021-22. The current Annual Report outlines MCs successes in relation to our mandate as mentioned in the key focus areas of Local Government Act. This can be summarized as; Building a Municipal Committee that is efficient, effective and responsive; Strengthen Accountability and promote fairness in its dealings; Accelerating Service Delivery and supporting the vulnerable; Promoting Economic and Social development; Fostering Development Partnerships, Social Cohesion and Community Uplift Programs. It is pertinent to note that these endeavors' can never be successfully achieved on their own but it becomes materialized by the collective efforts of officers, officials and support staff who work together in identifying challenges and to meet those challenges with rigorous efforts and earnest professional approach.

It is commendable to note the improvements in relation to our spending and expenditure patterns, but we need to do more. The ever-present excuse of lack of resources might be a legitimate one, but the key question is how effectively we use the resources at our disposal to accomplish our goals and attaining set targets. It is clear in this annual report that we are moving in the right direction. It is of paramount importance to synchronize our program plans with quarterly targets to achieve our broader goals effectively and efficiently.

**Administrator
Municipal Committee
Kamalia**

1. Kamalia City

Kamalia was raised to the status of tehsil and affiliated with the newly established district Toba Tek Singh on 01.07.1982. After implementation of PLGO-2001, the Tehsil Municipal Administration Kamalia was established on August 12, 2001. The area was inhabited by migrants from central Punjab after construction of irrigation system and Kamalia became the commercial center having grain markets and other commercial activities. Kamalia Town is located at 72°-39' East longitude and 30°-43' North latitude. The town is located at a distance of 105 km from Faisalabad, 240 km from Lahore, and 32 km from Toba Taik Singh. The newly constructed motorway is passing at a distance of 15 Km at the north west of this town and the access to Lahore and other main cities has been eased out.

The population census report of year 2017 has not been published by Government of Pakistan. However, the provisional data available from 2017 census contains a population of 135,641 persons within the municipal boundary of this town. As per land scan process the town has annual growth rate of 3.29 % and the population of the town is expected to rise to 187,488 persons in the year 2027.

Traditional Crops (Wheat, Sugarcane & Cotton)

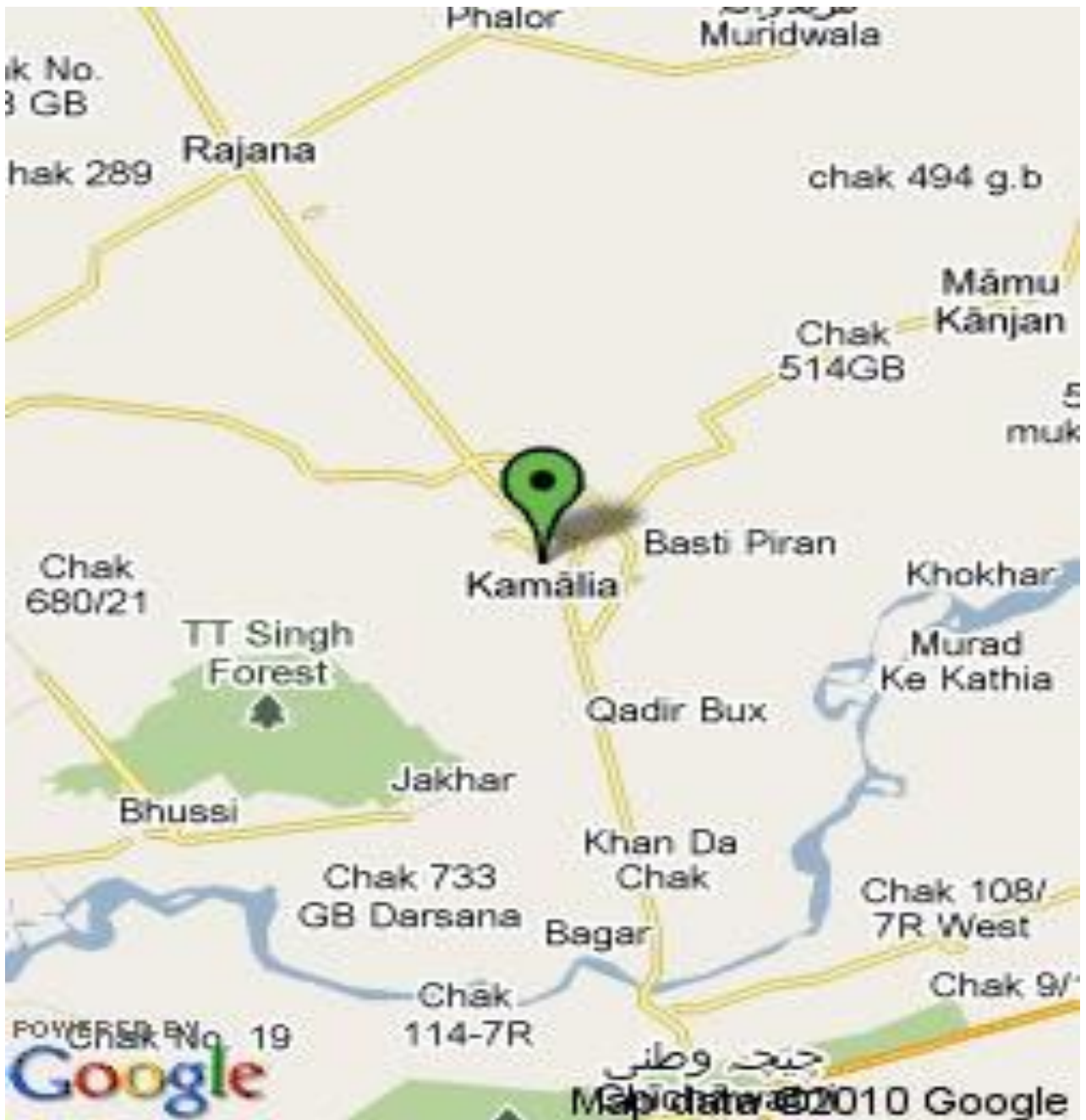
Major crops of the town are wheat, grain, peas, and barley. These are the important crops of Rabi season, while Kharif crops are cotton, sugarcane, jawar, bajra, oil seeds which are shipped by rail and road to other parts of the country.

Economic Activity in the City

In an age where new fashion trends dominate, Kamalia Khaddar has earned loyalty among its customers. Once considered a backward town, Kamalia's small-scale manufacturers have started making use of bigger machines to economize their process and have even begun marketing their products online. There are thousands of hand-loom in Kamalia located around the city. Many families have been part of the business for generations. With the passage of time major industries have been established in Kamalia. At present, following industries of have been housed in Kamalia City:

Sr. #	Major Industries
1.	Kamalia Sugar Mill
2.	Textile Mills
3.	Rice Mills
4.	Poultry Feed Mills
5.	Cold Storages
6.	Dairy Farms

2. City Map



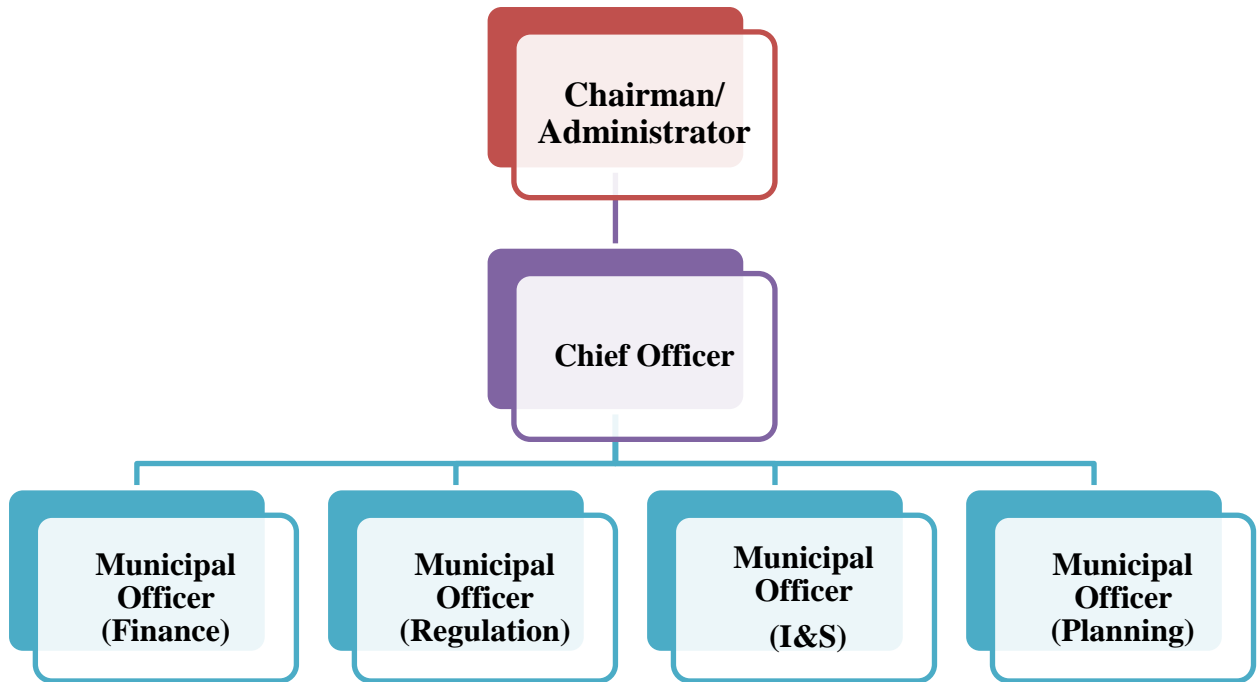
3. Functions of Municipal Committee

Municipal Committee Kamalia is responsible for performing the following functions as per new PLGA 2022:

- (a) implement the provisions of this Act, rules and bye-laws;
- (b) exercise control over land-use including land-subdivision, land development and zoning by public and private sectors for any purpose, including for agriculture, housing, industry, commerce markets, shopping and other employment centers, residential, recreation, parks, entertainment etc., as per the approved Master Plan;
- (c) subject to any other special law relating to preparation and approval of Regional, Master and land use plan for the time being in force; approve spatial plans, zoning, land use plans, including classification and reclassification of land, as per the approved Master Plan;
- (d) enforce building control as may be prescribed;
- (e) undertake urban design and urban renewal programs;
- (f) approve development schemes for beautification of urban areas;
- (g) prepare, approve, execute and manage development plans;
- (h) regulate development and management of site development and housing schemes;
- (i) manage properties, assets and funds vested in the local government;
- (j) lease and rent out properties owned or otherwise vested in, managed or maintained by the local governments;
- (k) undertake landscape, parks, monuments and municipal ornamentation;
- (l) prepare and approve budget, revised budget and annual and long-term municipal development programs;
- (m) approve taxes and fees etc.;
- (n) collect approved taxes, fees, rates, rents, tolls, charges, fines and penalties;
- (o) prepare and approve proposals for construction of express ways, fly-overs, bridges, roads, under passes owned by or vested in local governments;
- (p) regulate affixing of sign-boards and advertisements except where this function is being performed by the Park and Horticulture Authority;
- (q) naming and renaming of roads, streets and public places vested in, managed or maintained by the local governments;
- (r) develop integrated system of water reservoirs, water sources, water supply and treatment plants, drainage including storm water drainage, liquid and solid waste collection, disposal and treatment including landfill site and recycling plants, sanitation and other municipal services;
- (s) provide, develop, manage, operate, maintain and improve the municipal infrastructure and services, including –
 - (i) roads and streets;

- (ii) traffic planning, engineering and management including traffic signaling systems, signs on roads, street markings, parking places, transport stations, stops, stands and terminals;
- (iii) street lighting; and
- (iv) playgrounds, open spaces, graveyards and arboriculture.
- (t) provide, develop, manage, operate, maintain and improve the municipal infrastructure maintain municipal records and archives;
- (u) maintain a comprehensive data base and information system and provide public access to it on nominal charges;
- (v) regulate and organize sports, cultural, traditional and recreational events, fairs and shows;
- (w) undertake adaptive reuse strategies to restore, preserve and undertake heritage and historical assets through agency arrangement, in the local area;
- (x) establish and manage municipal libraries;
- (y) promote school sports and traditional local sports;
- (z) ensure environmental protection;
- (aa) encourage tree afforestation and plantation at local level;
- (bb) provide assistance through grants to registered and credible Government and Non-Government Organizations for provision of public service;
- (cc) regulate and establish street markets in the manner prescribed;
- (dd) undertake steps to implement population control policy of Government;
- (ee) regulate private markets and establish and maintain public markets;
- (ff) regulate, establish and maintain cattle and other animal markets and slaughter houses;
- (gg) regulate sale of cattle;
- (hh) enforce all municipal laws, rules and bye-laws governing its functioning;
- (ii) authorize an officer or officers to issue notice to a person committing any municipal offence and initiate legal proceedings for continuance of commission of such offence or for failure to comply with the directions contained in such notice;
- (jj) sue, prosecute and defend court cases;
- (kk) assist relevant authorities in disaster management and relief activities;
- (ll) provide relief for the widows, orphans, poor, trans genders and other persons in distress, and children and persons with disabilities;
- (mm) make arrangements for enhancement of the care of disabled persons, paupers, aged, sick, persons of unsound mind, abandoned minors, juvenile delinquents, drug addicts, victims of child abuse, needy and disadvantaged persons; and
- (nn) exercise administrative, operational and management control of the devolved district level offices of the Government departments as may be notified by the Government.

4. Municipal Committee Organogram



5. MC Officers/ Core Team

1. **Administrator**
Mr. Ghulam Mustafa Jutt
Office No: 0463-413898
2. **Chief Officer**
Mr. Tahir Farooq
Office No: 0463-413898
3. **Municipal Officer (Regulation)**
Muhammad Zuhair
Office No: 0463-413898
4. **Municipal Officer (Finance)**
Hafiz Masood Jillani
Office No: 0463-413898
5. **Municipal Officer (Infrastructure)**
Mr. Umer Farooq
Office No: 0463-413898
6. **Municipal Officer (Planning)**
Muhammad Younas
Office No: 0463-413898
7. **IT Officer**
Mhammad Mohsin Raza
Office No: 0463-413898
8. **GIS Officer**
Mr. Rehan-ul-Haq
Office No: 0463-413898
9. **Staff Officer to Administrator/ Chief Officer**
Mr. Bahadur Ali
Office No: 0463-413898

6. Available Human Resource

Vacancy Analysis-Section Wise			
Section	Sanctioned	Filled	Vacant
Chairman	08	02	06
Chief Officer	09	07	02
Municipal Officer (R)	08	04	04
Municipal Officer (I&S)	212	138	74
Municipal Officer (P)	08	03	05
Municipal Officer (F)	21	12	09
Municipal Officer (IT)	03	0	03
Total	269	166	103

MC Schedule of Establishment is attached as Annex – A

7. Annual Budget

Abstract of annual budget of Municipal Committee Kamalia is as under:

Municipal Committee Kamalia		
Financial Position		
Annual Budget Estimates For The Year 2022 – 2023		
Description		Estimated
		2022 - 2023
Opening Balance		803,884,556
Expected Income	Local Receipt	418,574,810
Expected Expenditure	Current / Non-Development Expenditure	395,126,000
	Development Expenditure	805,175,233
Total Expense		1,200,301,233
Closing balance as on June 30th.		22,158,133

8. Anti-Dengue Activities

Dengue is a social problem and can be overcome only by including all segments of the society in the anti-dengue drive. By considering need of the hour, MC took steps to create awareness among the people to keep their houses clean and remove stagnant water. MC had been implemented anti-dengue regulations and stern action were imposed on their violators. MC management had given top priority to overcome dengue and special teams had been constituted to keep surveilling high risk areas. In this regard, daily surveillance schedules were prepared, micro plans were developed, field teams were mobilized and social segment of the society were activated to curb the wide spread of epidemic.



9. Khidmat Apki Dehleez Per

On the directions of Chief Minister Punjab, Sardar Usman Buzdar, 'Khidmat Apki Dehleez per' program was launched in the Kamalia City. The basic purpose of the program was to revive government machinery for effective delivery of services. Municipal Committee Kamalia were also given specific tasks in accordance with the needs of the public to ensure the effectiveness of service delivery mechanisms. The program was truly beneficial for the masses. Weekly schedule was issued in which the officers of municipal committee monitored the sanitation, sewerage and other matters in their allocated areas. The citizens were asked to identify/ highlight the areas that needs quick attention from Government departments, and Government officials will respond to their issues/suggestions. The activities under “Khidmat Apki Dehleez Par” program had been intensified to clean and beautify government buildings as well as parks, intersections and green belts in all areas of the city. Horticultural development was of great importance and for the purpose, MC Kamalia along with other departments in had taken special measures to beautify the City. The Administrator monitored the activities being conducted under the program Apki Dehleez Par to ensure that there was no delay in the resolution of people’s problems and all targets were achieved well in time.



10. Anti-Smog Activities

Government of Punjab directed municipal administration to launch anti-smog activities in the municipality. Under the supervision of Administrator, an anti-smog campaign was launched. Dozens of excessive smoke emitting vehicles, brick-kilns and factories had been fined, while cases were registered against landowners, who burned their paddy residue in violation of the laws. Teams of various departments including Environment, Agriculture, Transport and Traffic Police participated in the anti-smog campaign.



11. Trainings & Hands-on Sessions

LG&CD Department with the technical assistance of Punjab Municipal Development Fund Company (PMDFC) often organized training programs and hand on sessions for MC management and staff on need basis. PMDFC team always provides continuous support to MCs' staff for MCs institutional strengthening and capacity building and to enhance performances. Various institutional interventions such as GIS maps, Computerized Financial Management System, Performance Management System, Computerized Complaint Tracking System and MCs' websites has been developed, implemented and make functional in MC. However, MC management and staff are putting its best efforts for accomplishing the heightened scope of work against these interventions to obtain the subsequent Performance Based Grants (PBGs) against related Performance Measures (PMs) under PCP. In this context, to fulfill the MACs and PMs under PCP, the detail of work has been chalked out and mentioned below:

Sr. No.	Interventions	Detail of Work
1	GIS Maps	Updated GIS based maps are available with MCs <ul style="list-style-type: none"> • Base maps, • Municipal Infrastructure maps (water supply, sewerage, solid waste, Road hierarchy & streetlight)
2	Computerized Financial Management System (CFMS)	<ul style="list-style-type: none"> • Budget Entry for the current financial year • Cash book entry for the current financial year <ul style="list-style-type: none"> ▪ Receipts ▪ Expenditures
3	Performance Management System (PMS)	<ul style="list-style-type: none"> • Reports on Performance Indicators to track status of municipal services i.e. water supply, sanitation and streetlights: • Expenditures details on various municipal services i.e. water supply, solid waste, street lights as per information provided by MCs • Customized reporting as per requirement
4	Computerized Complaint Tracking System (CCTS)	<ul style="list-style-type: none"> • Registration of complaints in the web based software • Sector wise (Water Supply, Solid Waste, Street Light, Sewerage System etc) reports • Different analyses of resolved & unresolved complaints • Information pertaining complaint registration and resolution time
5	MC Websites	Update the links on MC website on regular/ need basis <ul style="list-style-type: none"> • News & Event • Notice & Tenders • Administrative setup (Name of officer, date of joining, qualification, total service, contact No) • Budget • Incumbency • Other website links
Actions accomplished for implementation of the interventions		

- A. MCs designated the officials to manage the interventions
- B. Refresher Trainings.
- C. Continuous follow-up by PMDFC
- D. MCs managed requisite hardware
- E. MC management were sensitized to review systems generated reports on regular basis.



12. Infrastructure Projects completed under Punjab Cities Program (PCP)

The detail of infrastructure projects being carried out under PCP during the current financial year is as under:

Sr.#	Project Name	Project Detail	Duration	Project Cost in Million Rs.
1	Rehabilitation of Municipal Services in MC Kamalia (Group-A)	<p>I-Water supply</p> <ul style="list-style-type: none"> i. Rehabilitation of motor control units ii. Improvement of pump house, painting of machinery & valves iii. Improvement of overhead reservoir iv. Construction of pump house v. Replacement of bulk water meter vi. Replacement of Sluice Valve vii. Replacement of non return Valve <p>II- Park</p> <ul style="list-style-type: none"> i. Improvement of existing facilities in Jinnah park ii. Improvement of existing facilities in Zeeshan colony park (ladies park) iii. Improvement of existing facilities in Zeeshan colony park (Male park) iv. Improvement of existing facilities in Nawaz Shrif park v. Improvement of existing facilities in Mahmood park Behlol wala (ladiles side) <p>III- Street Light</p> <ul style="list-style-type: none"> vi. Supply & installation of LED Lights 120 watts vii. Supply & installation of LED Lights 27 watts viii. Photo electric switch ix. Control panel MCU <p>IV- Sewerage System</p> <ul style="list-style-type: none"> i. Disposal works Zeeshan Colony ii. Collecting tank, screening chamber, pump house, boundary wall, approach road iii. Installation of transformer 200 KVA Disposal Zesshan Colony iv. Rehabilitation of sullage Carrier of Disposal Works chongi no6 v. Motor control unit vi. RCC sewer 24" & 36" dia 	10	60.01

Sr.#	Project Name	Project Detail	Duration	Project Cost in Million Rs.
		vii. Power Factor Improvement Equipment viii. Manhole covers V- office building equipment i. 18 watt LED Bulbs		
2.	Rehabilitation of Municipal Services in Kamalia City (Group-B)	<ul style="list-style-type: none"> • Repair of Machinery • Repair of Sucker machine • Repair of Jetting machines • Repair of Tractors • Repair of Water Bowser • Repair of Office Car 	02	2.98
3.	Rehabilitation of Municipal Services in MC Kamalia (Group-C) Supply Items	Supply Items <ul style="list-style-type: none"> i. Provision of winch machines for de silting & cleaning of sewer lines. ii. Provision of winch machines for de silting of collecting tanks of disposal works iii. Provision of ventilating shaft 6" dia with Pvc pipe iv. Supplying of tyres for trolley & water bowser v. Supplying of rims 900/20 ply tire vi. Supply of AC 1.5 inverter 	09	7.44

13. Machinery & Equipment Detail for Solid Waste Management

MC Kamalia procured latest machinery and equipment for improved solid waste management. Total PKR 185.39 million was spent on procurement of machinery & equipment. The detail is as follows:

Sr. No.	Detail of Machinery & Equipment
1)	Compactor Trucks
2)	0.8 m ³ Containers
3)	Three wheeled conventional handcarts
4)	Mini Tippers
5)	Water Bowsers with spray system
6)	Truck mounted vacuum sweeper 4 cubic meter
7)	Front Blade Tractor
8)	Front End Loader
9)	Dumper Trucks 10 m ³
10)	Wheel Excavator
11)	Mobile Workshop (Suzuki)

14. Municipal Services Delivery Detail

14.1. Water Supply System

14.1.1. Water Supply Hours

The city is considered as a single unit or zone with respect to water supply. Deep ground water is fresh and hence the water supply system is based on deep tube wells installed at various locations in the city. The Town is served by direct pumping. Five tube wells of 1.0 cusec capacity each were presently working. Many rehabilitation projects were made of water supply under Punjab Cities Program to improve the quality and service like rehabilitation of motor control units, Improvement of pump house and repairing & painting of motor valves, replacement of bulk water meter, sluice valve and non-return valve. After successful completion of these project MC is able to increase water supply to household. On average MC is supplying 05 hours of water to households daily as per given schedule:

Water Supplied Hours			
Morning	Mid-day	Evening	Total
2.0	1.0	2.0	5.0

Water Supply List

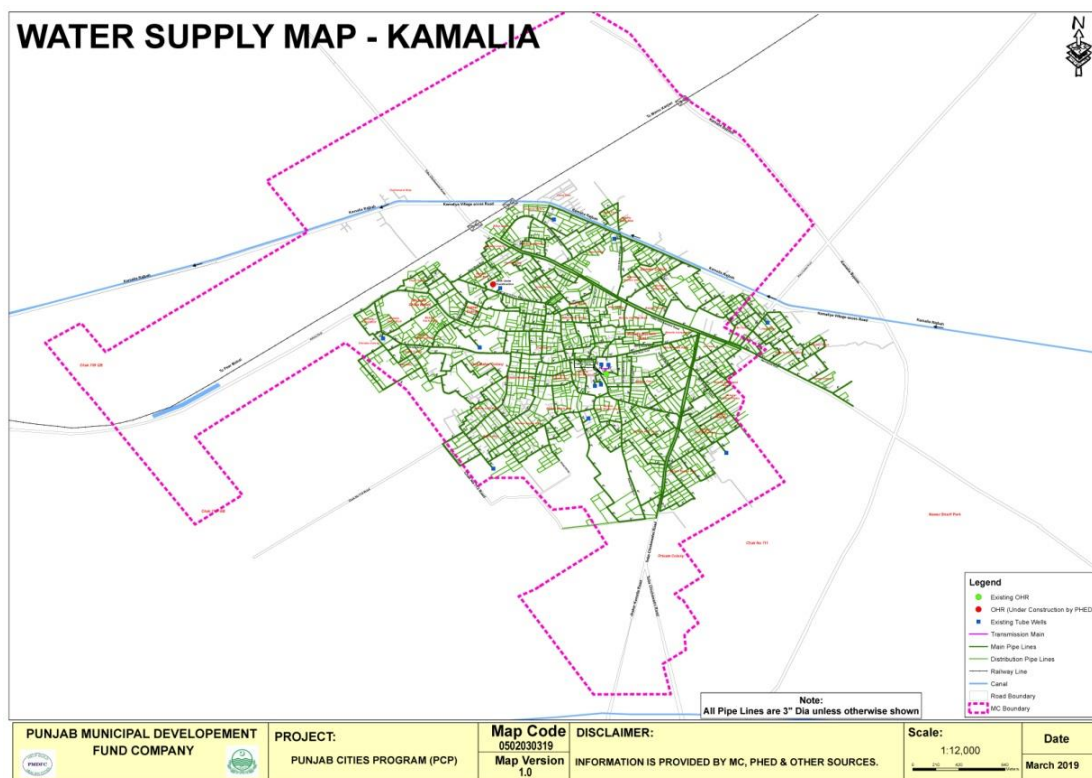
Local Body Reporting Month

Water Source Name	Location	Operational Hours	Time To F OHR
Tubewell - MC Office - 1	MC Office	186	0
Tubewell - Zeeshan Colony - 3	Zeeshan Colony	186	0
Tubewell - Mohallah Jand Shah - 4	Mohallah Jand Shah	186	0
Tubewell - Fazil Dewan - 5	Fazil Dewan	90	0
Tubewell - MC Park adjacent to MC Office - 2	MC Park adjacent to MC Office	180	0
Total Hours Of Water Supplied To Households Per Month :		828 Hours	
Average Hours Of Water Supplied To Households Per Month :		165.6 Hours	
Average Hours Of Water Supplied To Households Per Day :		5.34 Hours	
Remarks :			

14.1.2. Total Coverage of the City

The entire town is served with the water supply system and no water shortage is being experienced. No area in the city comprises of abandoned water supply system. The detail of water connections and percent connected are given as under:

No. of Connections				%age Connected
Domestic	Commercial	Industrial	Total	
10,000	02	-	10,002	41%



14.1.3. Tariff Structure

The consumer connections are not metered and hence water. The water rates are given below:

Tariff Rate/ Month		
Domestic	Commercial	Industrial
Rs.160/-	Rs.700/-	-

14.1.4. Detail of Tube wells

Five tube wells of 1.0 cusec capacity each were previously working in the Town whereas 8 additional tube wells of 2.0 cusecs capacity each have been installed by PHE Department and commissioned. So in all 13 tube wells are presently working in the Town. The newly installed tube wells are being operated by MC as told by MC staff but these have formally not been taken over by

The details of these tube wells are given below;

Sector	No. of tube wells	Capacity each (cusecs)	Total capacity (cusecs)	Working hours per day	Daily water production (mgd)	
					Present with 8 hours pumping	Possible with 14 hours pumping
Already installed	4	1.00	4.0	8	0.72	1.26
	1	0.5	0.5	8	0.09	0.157
Recently installed by PHED	8	2.00	16	8	2.88	5.04
Grand total	13	-	17	-	3.39	6.457
Present population of the city					108,129	Persons
Present production per capita per day					31	Gallons
Possible water production per capita per day					60	Gallons

The source capacity is quite sufficient now to even meet the peak hour demand of the Town. However water wastage should be controlled by consumer metering to make the system more efficient and reduce the O&M charges. No further addition of source capacity is required.

14.1.5. Manpower Deployed

The manpower deployed on water supply system in MC Kamalia is given below:

Slot	Sanctioned Strength	Existing Strength	Vacant Post	Manpower on Daily Wages	Total Manpower Deployed
Tube well Operators	21	3	17	-	4
Chowkidars	-	-	-	2	2
Electricians	-	-	-	-	-
Plumbers	-	-	-	5	5
Clerks	-	-	-	4	4
Total	21	3	17	11	15

14.2. Solid Waste Management

14.2.1. Solid waste Generation & Disposal

With rapid population growth and urbanization, annual waste generation is expected to increase by 70%. Over 90% of waste is often disposed in unregulated dumps or openly burned. These practices create serious health, safety, and environmental consequences. Poorly managed waste serves as a breeding ground for disease vectors, contributes to global climate change through methane generation, and can even promote urban violence. Municipal Committee is very much aware of this increasing waste generation and putting its best efforts to collect and dispose off waste with scarce resources and limited manpower. Currently waste is being dumped at area of 4.00 Acre on Mamu Kanjan road near Chak No. 54/1. The solid waste management efficiency is given below:

Solid Waste Generation & Disposal F.Y. 2020-21	
Avg. Generation of Solid Per Month	1, 864 Tons
Avg. Solid Waste disposed of Per Month	1, 231 Tons
% age of Waste Disposed of Per Month (% Efficiency)	66%

Solid Waste Management List (Summary)

Local Body
 From Month
 To Month

Solid Waste Summary For The Selected Period

Estimated Population	Estimated Waste Generation Per Capita Per Day (Tons)	Total Trips	Total Waste Lifted (Tons)	Average Total Waste Lifted Per Day (Tons)	Percent Waste Lifted Per Day
155418	62.17	4382	14964.69	41.22	66.29

Solid Waste Month Wise Detail

	Month	Total Trips	Total Waste Lifted (Tons)	Percent Waste Lifted
1.	Jul-20	345	1170.53	61.28
2.	Aug-20	354	1204.17	62.94
3.	Sep-20	371	1259.86	67.95
4.	Oct-20	343	1164.12	60.66
5.	Nov-20	348	1190.51	64.01
6.	Dec-20	349	1195.97	62.14
7.	Jan-21	372	1274.37	66.11
8.	Feb-21	353	1207.07	69.23
9.	Mar-21	363	1241.33	64.21
10.	Apr-21	391	1339.44	71.49
11.	May-21	387	1325.63	68.36
12.	Jun-21	406	1391.69	74.05
	Total:	4382	14964.69	66.04

14.2.2. Equipment & Machinery

Under mentioned collection and transportation machinery is available with MC to handle the solid waste:

Sr. No.	Equipment/ Machinery	Total available Nos.	In working condition
1.	Tractors	3	3
2.	Trolleys	3	3
3.	Tractor with Front End Loader	1	1
4.	Tractor with Front End Blade	1	1
5.	Water Bowser	1	1

The existing machinery is neither sufficient nor cost effective and giving rise to low efficiency of collection and disposal of the waste and as a result of that MC is facing higher waste management cost as well as complaints regarding the insanitary conditions in the city.

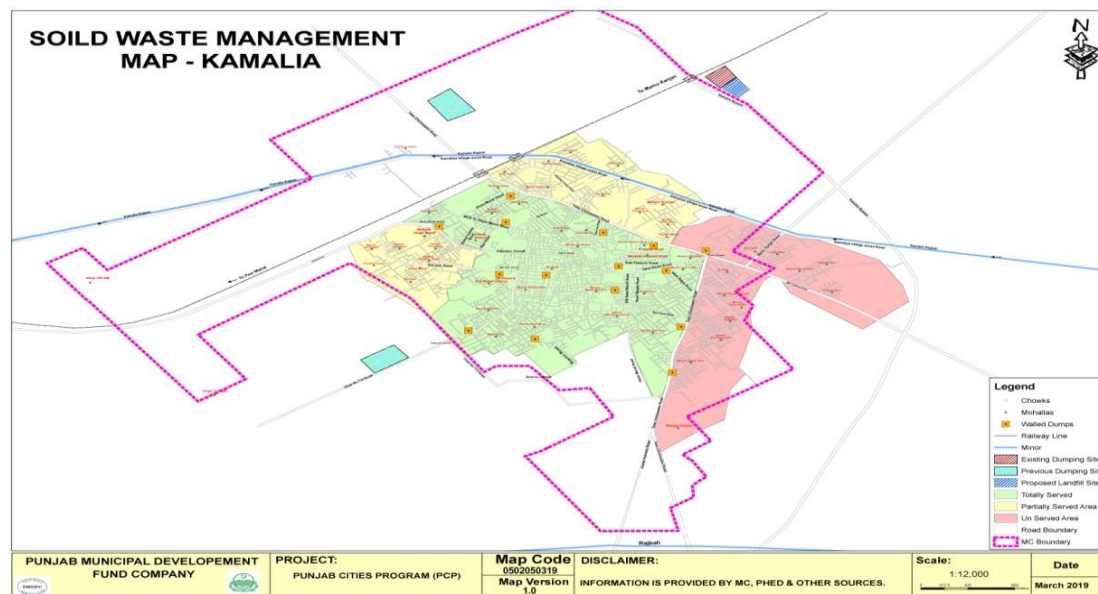
14.2.3. Manpower Deployed

The manpower deployed for collection, transportation and disposal of the solid waste is given in the table below. As indicated by MC Officers, this manpower is not sufficient to serve the entire city at the given standards:

Slot	Sanctioned Strength	Existing Strength	Vacant Posts	Manpower on Daily Wages	Additional MC Demand
Sanitary Workers	162	129	33	42	171
Vehicle Drivers	3	3	0	0	3
Supervisors	3	0	3	0	2
Sanitary Inspectors	1	1	0	0	1
Total	167	134	33	42	176

9.2.4. Coverage Detail

The entire city is not served with solid waste collection and disposal. The efficiency of the services is 50-55% as given below. Most of the areas of the city remain either unserved or partially served. The detail of these areas is given below:



a) Partially Served Areas of City

No regular service is rendered in the under mentioned areas. The main complaints are attended by sending the machinery & labor once or twice a week.

1- Basher Colony	2- Ghaziabad	3- Roshan Shah	4- Zameer Colony
5- Jinnah Colony	6- Qadar Town	7- Christian Colony	8- Bilal Ganj
9- Bilal Ganj	10- Gareeb Colony	11- Karkana Bazar	12- Kachi Basti
13- Ghala Mandi	14- Fateh Pur	15- Bakar Colony	16- Canal View
17- Qadar Colony			

b) Un-Served Areas

Under mentioned areas are still un served:

1- Private Colony	2- Bagaya Wala	3- Peer Sadiq Shah
4- Adhi Wala	5- Dulma Thatha	6- Khursheed Abad
7- Ali Town	8- Usman Colony	9- Cha Lal Wala
10- Kashmir Colony	11- Nadiabad	12- Ravi Town

9.2.6. Levying of Sanitation Fee

No sanitation fee has been levied by MC and the entire expenditure given below is being met from MC's own resources and the PFC share being given by Provincial government.

9.2.5. Reason for Poor Service

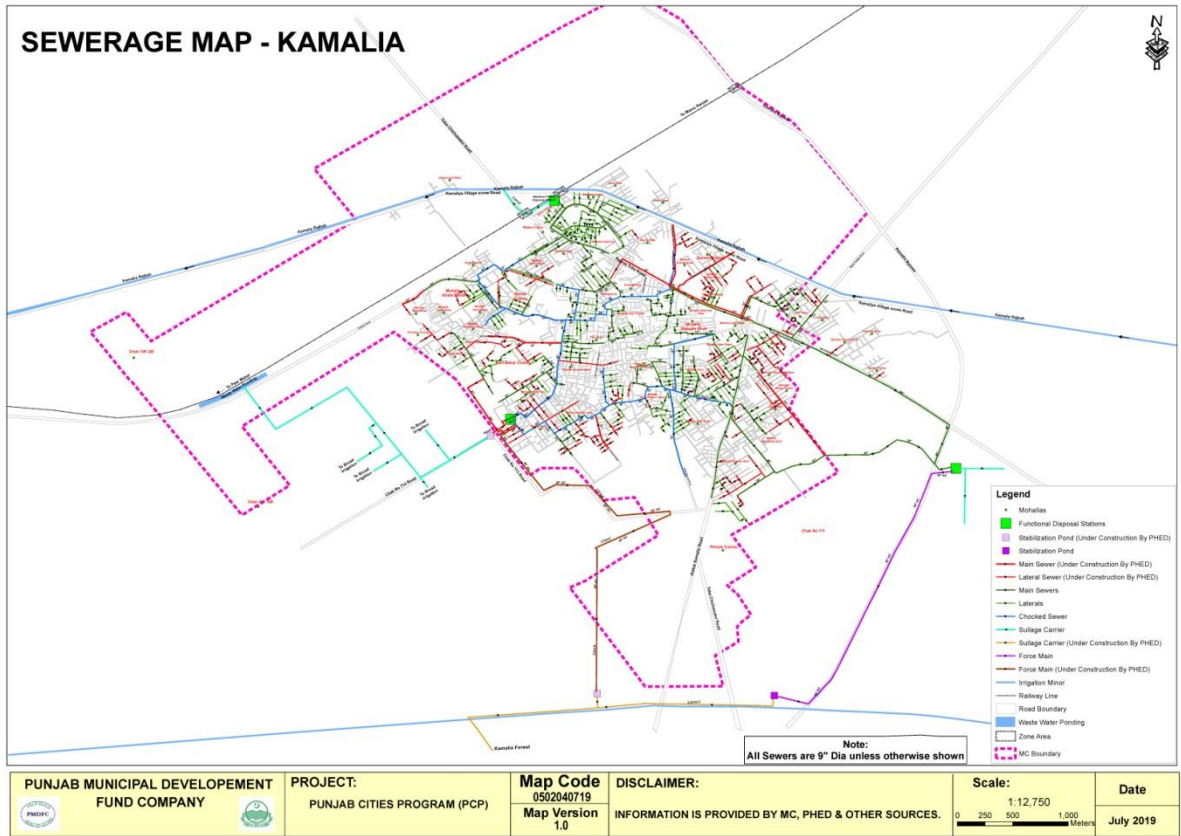
The city has un-satisfactory solid waste management system. Resources available to handle the solid waste are limited to serve the whole area of city. Limitation in resources is described here.

- a) Shortage of sanitary workers and vehicle drivers.
- b) Shortage and inefficient equipment and machinery.
- c) Non availability of landfill site for dumping of solid waste. Currently waste is being dumped along the road side which is totally unhygienic.
- d) No proper collection points in city are available. However at some places walled dumps exist wherefrom solid waste is collected and transported to the dumping sites.
- e) The waste is being openly dumped without compaction and provision of earth covers which is creating all sorts of hazards like; pollution of underground water, vector and vector borne diseases, obnoxious smell and high insanitary conditions.

9.3. Sewerage

9.3.1. Coverage

The city is equipped with sewerage system in 80% area. The sewerage system is divided into three zones (Zone A, B, C). The coverage map of sewerage system of Municipal Committee Kamalia is as under:



9.3.2.Existing Disposal Works & Pumping Stations

The detail of each pumping station already working in the city is given below:

Zone	Location	Nos. of collect tanks	Nos. of pumps	Discharge each (cusecs)	Total discharge (cusecs)	Motor BHP	working status	Previous sullage Carriers/force main		Present Ultimate disposal
								Size	Condition	
A	Chungi No. 6	3	5	6	30	60	Yes	2.5"x 3.0"	Good	Broad Irrigation
B	Zeshan Colony	2	2	1	2	10	Yes	2.5"x 3.0"	Good	Broad Irrigation
C	Bypass road	2	4	5.0	20.0	75 & 50	Yes	24" dia	Good	Irrigation channel.

9.3.3.Manpower Deployed

The manpower deployed presently for the operation & maintenance of the system is given below:

Pump Operators	01
Baildars	02
Supervisors	0
Sewer men	04
Total	07

9.3.4.Tariff Structure

All the sewer connections are not being charged by this time.

9.3.5.Service Delivery

- The city has main and branch sewers on main roads and streets but few of the streets are not equipped with lateral sewers. These areas are being served with surface drains discharging into the sewers without gully grating chambers which is allowing all the silt and the floating materials in the sewers. This forms the main reason for chocking of sewers and flooding of the roads and streets.
- Ongoing PHED project will overcome the issues of city up to major extent and after completion of this project whole city will be equipped with sewerage system. However lateral sewers will still be required for most of the streets.
- Waste water treatment is not being done which is major requirement of the city to meet the national standards which requires lowering the BOD of the effluent to 80 mg/l.

9.4. Streetlight

9.4.1. Street lights Existing Situation:

The provision and maintenance of streetlights is an obligatory function of Municipal Committee. With a view to provide sufficient and uniform light on main areas of city i.e. roads, parks, markets and streets are erected and made functional. There are many Nos. operational and maintained street light points within the city limits. Street light facility is available only on the under mentioned roads in Kamalia city:

A. Detail of Street lights on Main Roads

Sr. No	Road	Type of Luminaries					Operational Status	Poles type WAPDA pole / street light pole
		Sodium	LED	Tube light	Energy Saver / light bulb	Total		
1	Tehsil Head quarter Hospital to Railway Crossing	-	70	-	16	86	Partially Operational	WAPDA poles
2	Mandi More To Ghallah Mandi	-	18	-	-	18	Partially Operational	WAPDA poles
3	Railway Road To City Top Hotel	-	30	-	10	40	Partially Operational	WAPDA poles
4	Eid Gah Chowk To Bhala Chowk	-	18	-	-	18	Partially Operational	WAPDA poles
5	Pakistan Chwok to Shell Pump via Peer Shah Road	-	28	-	5	33	Partially Operational	WAPDA poles
6	Railway Road to Hassan Chowk	-	9	-	-	9	Partially Operational	WAPDA poles
7	Thana Mor to MC Office Iqbal Bazar	-	15	-	6	21	Partially Operational	WAPDA poles
8	Sadar Bazar	-	10	-	5	15	Partially Operational	WAPDA poles
9	MC Office to Chichawatni Road	-	10	-	4	14	Partially Operational	WAPDA poles
10	Stop No. 3 to Fazil Dewan	-	10	-	5	15	Partially Operational	WAPDA poles
11	Sabzi Mandi Road	-	9	-	7	16	Partially Operational	WAPDA poles
12	Chichawatni Road To Mekanawala	-	-	-	-	-	Partially Operational	WAPDA poles
13	Chechawatni Road to Ghazi Abad	-	10	-	1	11	Partially Operational	WAPDA poles

Sr. No	Road	Type of Luminaries					Operational Status	Poles type WAPDA pole / street light pole
		Sodium	LED	Tube light	Energy Saver / light bulb	Total		
14	Circular Road Zeshan Colony	-	14	-	5	19	Partially Operational	WAPDA poles
15	Eid Gah Chowk To Chongi No.6 Disposal Works	-	16	-	5	21	Partially Operational	WAPDA poles
16	Fazil Dewan Park To Cekarno(سڪارنو) Chowk	-	14	-	-	14	Partially Operational	WAPDA poles
17	Telephone Exchange To Tota Bazar via Mohallah Behloul Wala, Nia Bazar, Kamalia City.	-	20	-	5	25	Partially Operational	WAPDA poles
18	Main Chehawadni Road to Technical College via Mohallah Adhiwal Kamalia City	-	15	-	-	15	Partially Operational	WAPDA poles
19	Center streets Mohallah Bagaiwala.	-	15	-	-	15	Partially Operational	WAPDA poles
20	Hospital Dr. Naeem to Iqbal Bazar Chowk Kohlowala via House Mumtaz Gondal Ex Nazim MC Girls School Mohallah Hussain Shah	-	10	-	-	10	Partially Operational	WAPDA poles
21	Mohallah Paghlanwala, Mohallah Chadhran Wala	-	15	-	-	15	Partially Operational	WAPDA poles
	Total	0	356	0	74	430		

B. Ward wise detail of lights

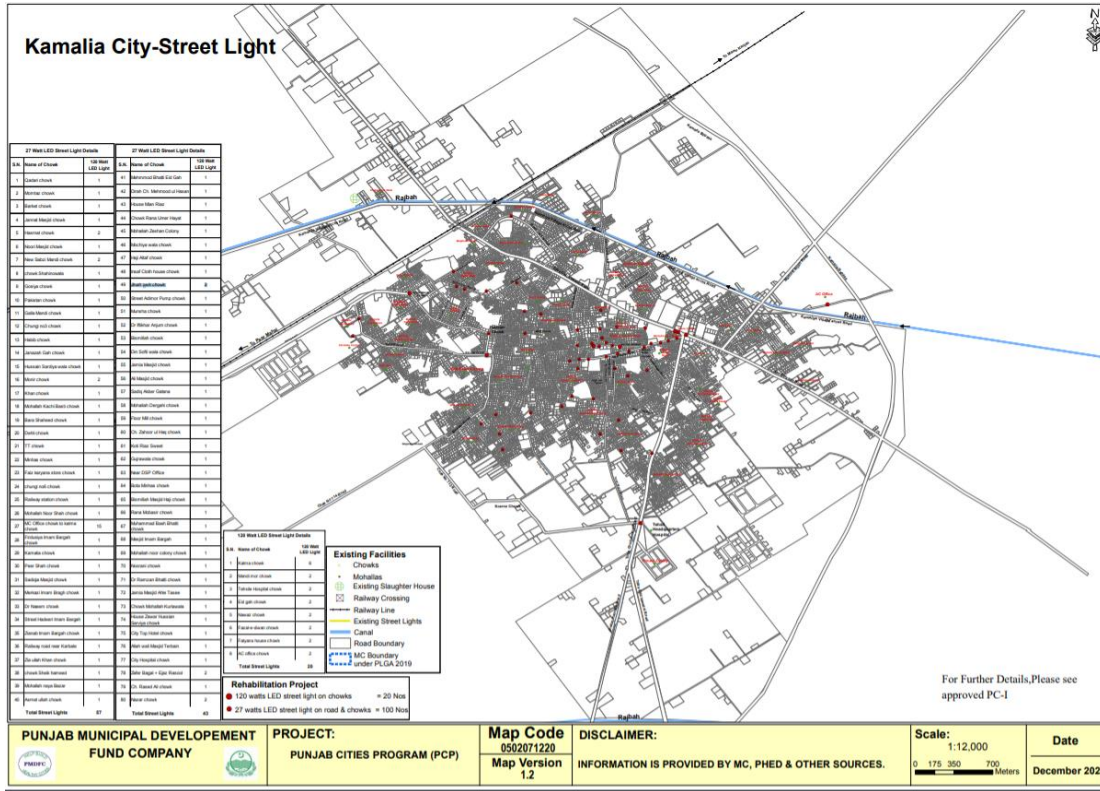
Street light installed in wards are as below:

Ward No.	Name of Mohallah	Light Points
1	Gujjar Colony, Maqbool Colony, Ghallah Mandi Road Mehmood Bhatii Darbar side	30
2	Main Road Rajana Road Old Bus Stand to Mandi Chowk, Mahallah Fateh Pur, Street Darbar Lakhani Bakhan, Street Shaban Gondni wala to Aslam Naib Qasid wali, street Dr. Abdul Razzaq to street darbar Shaheedan wali to street Jogianwali	37
3	Main Rajan Road to Railway Crossing, Main Rajana Road to Disposal Works Zeshan Colony to street Master Niaz to street Lady Park Zeshan Colony, street Zafar Telephone wali	80
4	Mohallah Behloul wala to street Altaf Bajli wala	20

Ward No.	Name of Mohallah	Light Points
5	Mohallah Kamal Colony, Railway Road	30
6	Mohallah Odanwala to Mohallah Bilal Gunj	30
7	Railway Station to Karbala to Mandi Mor to Railway Road to Katchi Basti	30
8	Mohallah Bilal Gunj, Mohallah Raza-e- Mustafa	10
9	Street Darbar Jand Shah to Eid gah Khairan Shaheed to street Muhammad Hussain Press Reporter to street Muhammad Sharif Malik Chairman wali	20
10	Mohallah Mehtianwala, Tota Bazar , Farooqia Masjid to Barkat Chowk etc.	30
11	Mohallah Islam Pura , Street Shahzad Ullah Councilor, Bhussi Road	30
12	Mohallah Eid Gah to Mohallah Khaji wala Kho, street Jabar wali	30
13	Mohallah Paghlanwala, street Zaffar Janua, street Bismillah Masjid	30
14	Mohallah Madina Abad, street Pir Abrar Butt, Street Fateh Muhammad wali	20
15	Mohallah Jandi wala, street Numania Masjid, Press Bazar, Street Bhola Advocate and Munir Advocate	40
16	Mohallah Fazil Dewan, street Ahmad Tent wali, Street Shahanwali, street Neem wali Masjid, street Imam Bargah Fazil Dewan, street Nazakat Pan Shop.	40
17	Mohallah Jand wali Masjid, Mohallah Raj Bibi etc.	30
18	Mohallah Mohib Ali Shah, Mohallah Behlol Park, Madina Masjid, Kareemia Masjid	30
19	Khalid Colony, Street Qazi Saif Ullah, Street Darbar Iqbal Shah, Street Post Office etc.	30
20	Mohallah Pir Shah, Street Iqbal Sindhu, Street Yousaf Bhatti, Street Madjid Ahle Hadees wali , Street Zargarani wali, Street Khalid Khan Khal etc.	30
21	Mohallah Darbar Roshan Shah	0
22	Main Road Thana Mor to Old Bus Stand, Main Mohallah Road Ghazi Abad, Bashir Colony	40
23	Mohallah Haidry Imam Bargah, Mohallah Kharlanwal, Mohallah Sheikhanwala etc.	25
24	Main Road M.C to Nawaz Chowk, Mohallah Markazi Jamia Masjid, Street Sardar Kamboh wali etc.	20
25	Main Iqbal Bazar , Mohallah Islam Nagar , Street Kohlowali, Ghulam Rasul wali, and street Sh. Sultan wali	40
26	Mohallah Charh, Hashmat Chowk, street Ali Sial wali, Noori Masjid wali, and street Shaffi Gharey wali	40
27	Mohallah Dargahi Shah , Mohallah Muslam Sheikhanwala, Street Rai Nadeem wali, Main Road Sadar Bazar Kamali	30
28	Mohallah Madina Abad, Fazil Dewan, Street Rafique Gujjar wali, Bilal Masjid wali, Allah wali Masjid , Rana Chowk, Sikarno Chowk, Mohallah Madina Abad Road	30
29	Street Qurishian walai, Chowk Jan Muhammad wala	20

Ward No.	Name of Mohallah	Light Points
30	New Sabzi Mandi Road, Street Anwar Plumber wali, Qadria Masjid wali, Malik Mansha wali old Sabzmandi wala road. Main Road to Jhone Shah Road Kamalia	30
31	Mohallah Noor Shah Road.	10
32	Mohallah Bagahiwala to main Bazar Bagahiwala THQ main road to Stop No.3	20
33	Mohallah Adhiwal to Chichawatni Road , Chak No. 711-GB, Street Zawar Saroya wali	25
34	Chichawatni Road near Stop No. 3 to Darbar Mian Mohabat Khan Road, Main road Stop No. 3 to Thana Chowk etc.	35
Total lights		992

9.4.2. Street lights Coverage Map:



10. Computerized Complaint Tracking System (CCTS)

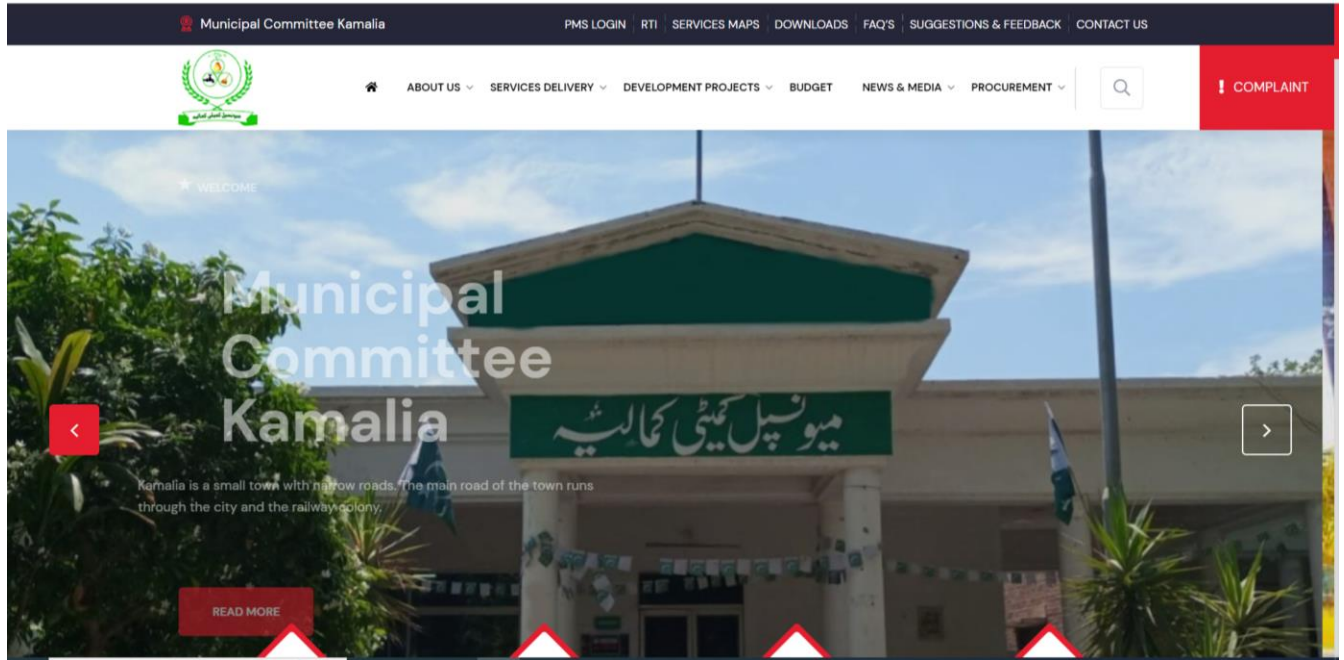
Municipal Committee Kamalia has established a centralized complaint cell for complaints registration, its tracking and resolution. The primary objective of establishing complaint cell was to enhance MC's efficiency in addressing citizens' and building confidence of citizens.

The complaint cell has been provided with telephone line to facilitate the complaint registration over the phone without walking in to the office. Every complaint, whether received in writing or verbally, is recorded in the software by a designated complaint cell incharge. Each recorded complaint generates a unique number already printed on the complaint slip. The complainant also receives the complaint number for the follow up, if required. Once the complaint is resolved by the relevant staff, he returns his part of the complaint slip to the complaint cell with his remarks and the complaint cell in charge updates the status of complaint in the software accordingly. The complainant may inquire the status of his complaint at any time just by calling the complaint registration office with reference to his complaint number. This process ensures the registration and tracking of all the complaints, thus keeping MC staff accountable to the MC management as well as the citizens.

Complaints: Received & Resolved Summary Year 2021-22	
Sector	Complaints
Water Supply	6%
Sewerage and Drainage	64%
Streetlight	2%
Solid Waste	26%
Miscellaneous	2%



11.MC Website (www.mckamalia.lgpunjab.org.pk)



Municipal Committee Kamalia has also developed its website for dissemination of information for general public. The information contains all major categories of information for citizen's interest like information about the officers with their telephone numbers, budget detail, Development projects, news and events etc.

12.MC Response to the Requests of Citizens under RTI Act 2013

No request received from any citizen during the current year.

**SUMMARY OF RESPONSE TO CITIZENS REGARDING RTI REQUESTS
(2021-22)**

MC Section	No. of Requests Received	No. of Requests Attended	Average No. of Days/ Time span to Attend Request	No. of Requests Refused/ Not Fit for Sharing Information	No. of Requests Forwarded to Other Departments for Seeking Information	Total No. of Requests In Progress	Total No. of Requests Pending	Citizen's Satisfaction Feedback	Remarks
Chief Officer	x	x	x	x	x	x	x	x	x
MO (I&S)	x	x	x	x	x	x	x	x	x
MO (F)	x	x	x	x	x	x	x	x	x
MO (P)	x	x	x	x	x	x	x	x	x
MO (R)	x	x	x	x	x	x	x	x	x
Total	x	x	x	x	x	x	x	x	x

Human Resource Detail

MC Name: Kamalia

Section Name	Name of Post	BPS	Vacancy Detail (Nos.)			Remarks
			Sanctioned	Filled	Vacant	
Office of Mayor	Mayor	Fixed	1	0	1	
	Senior Clerk	14	1	0	1	
	Octori Clerk	11	1	1	0	
	Naib Qasid	5	1	1	0	
	Office Boy	1	1	0	1	
	Convener	Fixed	1	0	1	
	Junior Computer Operator	12	1	0	1	
	Office Boy	1	1	0	1	
	Sub Total	-	8	2	6	
Chief Officer	Chief Officer	17	1	1	0	
	Computer Operator	12	1	1	0	
	Senior Clerk	14	1	0	1	
	Record Clerk	5	1	1	0	
	Driver	4	1	1	0	
	Naib Qasid	5	1	1	0	
	Chowkidar	1	1	1	0	
	Legal Advisor	Fixed	1	1	0	
	Office Boy	1	1	0	1	
	Sub Total	-	9	7	2	

Section Name	Name of Post	BPS	Vacancy Detail (Nos.)			Remarks
			Sanctioned	Filled	Vacant	
Municipal Officer (IT)	Municipal Officer (IT)	16	1	0	1	
	Computer Operator (IT Assistant)	12	1	0	1	
	Office Boy	1	1	0	1	
	Sub Total	-	3	0	3	
Municipal Officer (Regulation)	MO (R)	17	1	0	1	
	Junior Computer Operator	12	1	0	1	
	Junior Tax Collector	11	1	0	1	
	Octori Clerk	11	3	3	0	
	Naib Qasid	5	1	1	0	
	Office Boy	1	1	0	1	
	Sub Total	-	8	4	4	
Municipal Officer (Planning)	M O (P)	17	1	1	0	
	Building Inspector	14	2	0	2	
	Junior Computer Operator	12	1	0	1	
	Draftsman	11	1	0	1	
	Octori Clerk	11	1	1	0	
	Naib Qasid	4	1	1	0	
	Office Boy	1	1	0	1	
	Sub Total	-	8	3	5	
Municipal Officer (Finance)	MO (F)	17	1	1	0	
	Junior Computer Operator	12	1	0	1	
	Assistant Accountant	12	1	1	0	
	Junior Clerk Pension	11	1	1	0	

Section Name	Name of Post	BPS	Vacancy Detail (Nos.)			Remarks
			Sanctioned	Filled	Vacant	
	Accounts	11	1	1	0	
	Octori Clerk	11	2	2	0	
	Water Rate Clerk	11	1	1	0	
	Tax Clerk	5	2	2	0	
	Junior Tax Collector	11	5	0	5	
	Naib Qasid	4	1	1	0	
	Naib Qasid	2	1	1	0	
	Naib Qasid	1	1	1	0	
	Office Boy	1	3	0	3	
	Sub Total	-	21	12	9	
Municipal Officer (Infrastructure & Services)	MO (Infrastructure)	17	1	1	0	
	Sub Engineer	14	2	2	0	
	Junior Computer Operator	12	1	0	1	
	Junior Clerk	11	1	1	0	
	Chowkidar	5	1	1	0	
	Naib Qasid	5	1	1	0	
	Imam Masjid	5	1	0	1	
	Sanitary Worker	4	1	1	0	
	Fireman	5	9	9	0	
	Driver	5	2	2	0	
	Baildar	5	1	1	0	
	Baildar	4	5	5	0	
	Baildar	2	1	1	0	

Section Name	Name of Post	BPS	Vacancy Detail (Nos.)			Remarks
			Sanctioned	Filled	Vacant	
	Baildar	1	3	3	0	
	Mashki	1	1	1	0	
	Office Boy	1	1	0	1	
	Gardner	1	1	0	1	
	Chowkidar	5	1	1	0	
	Plumber	5	2	2	0	
	Tubewell Operator	5	3	1	2	
	Chowkidar	1	1	1	0	
	Conductor	1	1	1	0	
	Electrician	5	1	1	0	
	Lightman	4	1	1	0	
	Sanitary Inspector	7	1	1	0	
	Tractor Driver	5	5	4	1	
	Sanitary Worker	3	14	14	0	
	Sewerman	3	1	1	0	
	Water Carrier	3	1	1	0	
	Sanitary Worker	2	8	8	0	
	Sanitary Worker	1	56	56	0	
	Sewerman	1	1	1	0	
	Mashki	1	1	1	0	
	Sanitary Worker	1	67	9	58	
	Chowkidar	5	1	1	0	
	Chowkidar	4	1	1	0	

Section Name	Name of Post	BPS	Vacancy Detail (Nos.)			Remarks
			Sanctioned	Filled	Vacant	
	Disposal Operator	4	1	1	0	
	Disposal Operator	3	1	1	0	
	Disposal Operator	1	2	1	1	
	Sewerman	1	8	0	8	
	Sub Total	-	212	138	74	
Total			269	166	103	