



Punjab Municipal Development Fund Company

Hiring of Consulting Services for Preparation of Integrated Development and Asset Management Plan (IDAMP) for 16 selected MCs In Punjab under Punjab Cities Program (PCP)

**IDAMP - Municipal Committee Kamalia
May 2023**



Table of Contents

Section 1. Introduction	5
Section 2. Overview - Municipal Committee Kamalia	12
Section 3. Existing Asset Inventory Analysis	15
Section 4. Level of Services (LOS)	19
Section 5. IDAMP Projects	28
Section 6. Financial and Economic Analysis	45
Annexure	48

List of Tables

Table 1: Asset Summary	15
Table 2: Condition of Existing Assets	16
Table 3: Current & Target LOS	19
Table 4: IDAMP Projects	28
Table 5: Projects Detail	31
Table 6: Financial Projections	47

01 Introduction

Section 1. Introduction

1.1. Context

Punjab's urban metropolises are growing at an alarming rate thereby accelerating the demand at the municipal service levels. The gap between supply and demand in terms of quality of services at the municipal level rings a bell at the corridors of stakeholders both at government and local levels. Accordingly, the study seeks to identify viable business solutions for effective service deliveries. In particular, this report investigates the conditions of assets, both moveable and immovable, at the MC level to elucidate the foundation for the development of IDAMP.

Infrastructure plays a pivotal role in achievement of service delivery objectives of public sector entities. Without long term planning and optimal management of infrastructure, risk of failure to meet the service delivery program increases significantly. Thus, infrastructure management is a critical concern for the sustainability of public sector entities.

Keeping in view the importance of infrastructure, an IDAMP Framework has been developed which spells out the principles for effective development and management of asset portfolio in order to achieve service delivery objectives, prescribes a consistent approach and a common methodology for development and management of assets and provides guidelines to ensure informed decision making by Municipal Committees for investment in and management of those assets which help the achievement of the service delivery objectives.

1.2. Scope

This document has been prepared for Integrated Development and Asset Management Planning of Municipal Committee (MC) Kamalia. Thus, this document is confined to the planning and management of assets of MC Kamalia.

1.3. Brief Methodology for IDAMP Development

The methodology employed for the preparation of the Integrated Development and Asset Management Plan (IDAMP) involved several key steps, which are summarized as follows:

1. Development of Asset Inventory Database

The first step in the IDAMP methodology was to develop a comprehensive asset inventory by PMDFC. This included identifying different asset categories and collecting relevant attribute data. Further, data available at PMDFC and MCs was thoroughly reviewed to ensure accurate and synchronized documentation. This involved cross-referencing and aligning the available data with the requirements of the project. This served as a fundamental basis for integrated asset management.

2. Asset Condition Analysis

It was imperative to have a clear picture of the physical condition of assets and current level of service. Decisions regarding maintenance, rehabilitation and renewal revolved around these two aspects. Asset physical condition analysis was used to determine the need and timing of some preventative or corrective maintenance to ensure desired Level of Service and prevent service breakdown. Below is given the different categories of condition together with reasons/actions for the applicable condition:

Category	Asset Condition	Actions Required
A	Excellent	Routine Maintenance
B	Good	Minor Repair
C	Fair	Major Repair
D	Poor	Rehabilitation
E	Failing	Replacement

3. Current and Target Level of Services (LOS)

To ensure optimal service delivery, an analysis of asset divergence was conducted to assess the alignment between the existing asset inventory and the desired level of service (LOS). This step involved identifying the current level of services, setting target LOS, evaluating the service delivery gap, assessing asset condition assessment, and planning for necessary asset improvements accordingly.

Gap analysis reports and energy audit reports (where available) were reviewed to identify and define the existing infrastructure assets. These reports provided insights into the gaps and deficiencies in the current infrastructure and helped in formulating appropriate strategies for improvement. Further, sectoral plans for infrastructure investments were carefully reviewed to ensure synchronization with the target level of service.

Additionally, community consultative sessions were conducted to gather valuable insights into the needs and desires of the local community. Furthermore, it was made a priority to consult with the management and staff of the respective MCs during our field visits. Please refer **Annexure F** for details.

4. Identification of Projects

Once the inventory and performance targets were updated, project proposals were developed to bridge the service delivery gap. Project were identified based on asset types, for rehabilitation/replacement of existing assets or the creation of new assets. The project proposals encompassed project identification, preparation, and appraisal, ensuring that steps were taken to achieve the target LOS.

Preliminary estimates for capital expenditure and Operating and Maintenance (O&M) costs of identified projects were made. Considering the project scope, capital cost of the projects incorporated both the initial one-off costs such as engineering cost, project construction cost, development cost, procurement cost of equipment, machinery & other assets, utility set up cost, and any other costs to be incurred during the construction period. O&M cost to be incurred during operational phases of the project, which included preventive maintenance cost, electricity and other utility cost, administrative expenses, payroll cost and other overheads etc.

Following matrix is used for the computation of O&M costs:

Sr.	Sectors/ Projects	Annual O&M Cost (%age of Capital Cost)
1	Water Supply	5%
2	Filtration Plants/OHR	10%
3	GST (Ground Storage Tank)	2.50%
4	Sewerage Network	2.50%
5	Roads	5%
6	Street Lights	2.50%
7	Parks, Playgrounds, Open Spaces	2.50%
8	Buildings	0.5%
9	Bus stand	2.50%
10	Slaughterhouse	2.50%
11	Storm water drainage;	1%
12	Municipal libraries;	0.5%
13	Solarization	0.5%

5. Financial Capacity Analysis

Analyzing potential financial sources was a crucial step to finance capital investments. This involved examining local capital revenues, planned operating surplus, provincial government transfers, and donor grants as potential funding sources. This analysis provided insights into the available financial capacity to support selected projects, guiding decision-making regarding project selection and phasing.

6. Project Screening & Phasing

Projects were screened and phased over a three-year period based on specific criteria. Projects were evaluated against each of the following factors and assigned scores:

- Project purpose and service delivery improvement
- Public Response/Community and citizens feedback
- Environment and Social Impacts
- Socio-economic impacts analysis
- Ease of implementation

Relative scoring criteria was used for the phasing, wherein projects achieving the highest scores are prioritized in the first year, subject to the availability of finances. Similarly, the scores are reviewed to determine the phasing of projects in the second and third years. This approach ensures the prioritized implementation of projects based on their relative merits.

1.4. Technical Inputs, Assumptions and Limitations

- The initial information of existing assets was obtained from PMDFC and MC Kamalia. The data was obtained from multiple sources including Asset Management Information System. Additionally, energy audit reports, shape files, and gap analysis reports were also used to supplement the initial information.
- Asset inventory forms were designed to compile the asset attribute and condition information in consultation with the PMDFC management. The baseline data used for carrying out the condition assessment of assets was sourced from various reports provided by the PMDFC and MC Kamalia. It primarily consisted of information related to the existing assets, including their names, numbers, residual life, technical specifications and other attributes of assets.
- Site surveys were also conducted to verify the information and collect any missing information. The compiled information was then shared with the MC Kamalia management for their verification and endorsement.
- Age was the primary factor considered for assessing the condition of the water and sewerage network.
- The determination of the current and target level of service has been formulated through a consultative process involving relevant MC staff, and the analysis of data obtained from energy audit reports and gap analysis reports. For the computation of current level of service, following sources were consulted:
 - Served and built-up areas for different sectors were calculated from the relevant sectors' maps;
 - Total population of MC was taken from the census report of Pakistan Bureau of Statistics (PBS) while applying population growth rates for the incremental period;
 - Daily water supplied to the distribution system was calculated on the basis of capacity of tubewell and average daily operational hours of tubewell;
 - Non revenue water was computed by considering actual revenue collected by MC and total connections in the served area;
 - Total number of pipe leakages of the water distribution network was computed on the basis of number of complaints received by MC. It was assumed that one complaint represented one pipe leakage;

- Total number of sewerage blockages was computed on the basis of number of complaints received by MC. It was assumed that one complaint represented one sewerage blockage; and
- The total annual operating expenses for each sector were determined based on the expenditure report provided by the MC staff, which covered nine (9) months' worth of data. To obtain the annual operating expenses, an extrapolation method was used to estimate the remaining three (3) months' expenditures.
- Target level of services were determined considering the findings from condition assessment, findings of energy audit reports, findings from gap analysis reports, consultative sessions with MC management and community.
- PMDFC has actively engaged in community consultative sessions to gather valuable insights into the needs and desires of the local community. Furthermore, we have made it a priority to consult with the management and staff of the respective Municipal Committees (MCs) during our field visits. This collaborative approach has allowed us to gain valuable perspectives from those directly involved in the day-to-day operations of the MCs and the feedback and insights gathered from these consultative sessions, both with the community and MC stakeholders, have been carefully analyzed and incorporated into the IDAMPs of the respective MCs.
- Projects (repair/ rehabilitation/ new creation) were identified in consultation with the respective Asset Managers keeping in view the service delivery gaps.
- Rough cost estimates (Capital and Operational & Maintenance) was performed on the basis of Market Rating System (MRS) and Non MRS rates of items.
- Identified projects were evaluated on the basis of project screening and phasing criteria prescribed in the IDAMP Framework.
- The book values of the MC assets have been provided by PMDFC staff.

02 Overview - Municipal Committee Kamalia

Section 2. Overview - Municipal Committee Kamalia

2.1. Introduction

Kamalia is a town in the district Tobe Tek Singh. It is situated 27 miles west of Sahiwal, and 14 miles from Chichawatni station on the North-Western Railway.¹ The historical city of Kamalia is situated at the bank of river Ravi. The history discloses that the town was established prior to the times of Alexander the great. Preliminary it was named as Kot Kamal in the honour of the most prominent personality Kamal Khan who was the head of the Lakhera Kalan of Kharals.

2.2. Functions of Municipal Committee Kamalia

Section 31(p) of the Local Government Act, 2022, the Municipal Committees to provide, manage, operate, maintain and improve municipal infrastructure and services, including:

- water supply and control and development of water sources
- sewage and sewage treatment and disposal
- storm water drainage
- sanitation and solid waste collection and disposal of solid wastes, treatment and disposal including landfill site and recycling plants
- roads and streets
- public transport and mass transit systems, construction of express ways, flyovers, bridges, roads, under passes, traffic planning, engineering and management including traffic signaling systems, signs on roads, street markings
- firefighting
- street lighting
- parks, playgrounds, open spaces
- parking stands

¹ <https://mckamalia.lgpunjab.org.pk/about-us/history/>

- graveyards
- arboriculture/ tree afforestation;
- parking places;
- transport stations, stops, stands and terminals;
- slaughterhouses;
- municipal libraries;
- community and cultural centers;
- land use planning;
- building control; and
- environmental protection.

03 Existing Asset Inventory Analysis

Section 3. Existing Asset Inventory Analysis

Over the years, MC Kamalia has accumulated a large inventory of assets through development schemes and direct procurements. However, a centralized record of assets had not been maintained due to absence of a proper asset management system. Furthermore, as the development work used to be carried out through 'schemes', the asset generated through schemes could not be identified and classified into appropriate asset categories.

3.1. Existing Assets Summary

The summary of existing assets of MC Kamalia based on its' functions is presented below:

Table 1: Asset Summary

Sr No.	Asset Category	Asset Sub-Category	Unit	Total
1	Water Supply System	Tube wells	No.	15
		Water Supply Network	Meter	441,277
		OHR	No.	3
		Movable Assets (Vehicles/Machinery)	No.	1
2	Sewerage System	Sewerage Network	Meter	74,740
		Disposal Stations	No.	3
		Movable Assets (Vehicles/Machinery)	No.	13
3	Recreational	Park	No.	5
4	SWM Resource	Dumping Site	No.	1
		Movable Assets (Vehicles/Machinery)	No.	167
5	Bus Stands	Bus Stand	No.	1
6	Buildings	Offices	No.	1
		Residential Buildings	No.	3

Sr No.	Asset Category	Asset Sub-Category	Unit	Total
		Other Buildings	No.	3
7	Public Places	Slaughter Houses	No.	1
8	Shops	Shops	No.	119
9	Land	Open Plots	No.	2
10	Office Vehicles	Office Vehicles	No.	1
11	Street Lights	Street Lights	No.	1368
12	Roads	Roads	KMs.	14.87

3.2. Condition of Existing Assets

The condition of assets of MC is presented below:

Table 2: Condition of Existing Assets

Sr No.	Asset Category	Asset Sub-Category	Asset Condition					Unit	Total
			Excellent (A)	Good (B)	Fair (C)	Poor (D)	Failing (E)		
1	Water Supply System	Tube wells	-	9	5	-	1	No.	15
		Water Supply Network	182381	-	258896	-	-	Meter	441,277
		OHR	1	-	2	-	-	No.	3
		Movable Assets (Vehicles/Machinery)	-	-	1	-	-	No.	1
2	Sewerage System	Sewerage Network	410	-	-	-	74330	Meter	74,740
		Disposal Stations	-	1	2	-	-	No.	3
		Movable Assets (Vehicles/Machinery)	-	5	8	-	-	No.	13

Sr No.	Asset Category	Asset Sub-Category	Asset Condition					Unit	Total
			Excellent (A)	Good (B)	Fair (C)	Poor (D)	Failing (E)		
3	Recreational	Park	-	1	3	1	-	No.	5
4	SWM Resource	Dumping Site	-	-	-	1	-	No.	1
		Movable Assets (Vehicles/Machinery)	161	-	6	-	-	No.	167
5	Bus Stands	Bus Stand	1	-	-	-	-	No.	1
6	Buildings	Offices	-	-	1	-	-	No.	1
		Residential Buildings	-	-	3	-	-	No.	3
		Other Buildings	-	-	1	1	1	No.	3
7	Public Places	Slaughter Houses	-	-	1	-	-	No.	1
8	Shops	Shops	-	119	-	-	-	No.	119
9	Land	Open Plots	-	-	2	-	-	No.	2
10	Office Vehicles	Office Vehicles	-	-	1	-	-	No.	1
11	Street Lights	Street Lights	148	-	-	-	1220	No.	1368
12	Roads	Roads	4.75	2.67	2.97	4.46	-	KMs.	14.87

04 Level of Services (LOS)

Section 4. Level of Services (LOS)

Assets are planned and managed for the service delivery to the consumers. Therefore it is pertinent to assess the current service level and set out the desired service level over a certain period by keeping in view the community needs and demands. In order to measure the service levels, indicators are designed on which periodic assessments of the level of service are carried out.

A set of Level of Service (LOS) indicators has been prescribed for the MCs for achievement of the service delivery objectives. The MCs shall compute their existing LOS and set the target LOS for the next three years. Target LOS shall be used as key performance indicators to assess the performance of assets and monitor the extent of service delivery by the MCs.

The Current and Target level of service for MC Kamalia are provided here under:

Table 3: Current & Target LOS

Functions of MCs (municipal services)	Level of Service Indicators	Description	Current LOS	Target LOS for three years	Project Name	Timeframe (FY)
Water supply and control and development of water sources;	Water Supply Coverage by MC %	Percentage of area, where water supply network is available in comparison to total built up area.	55%	70%	Improvement & Rehabilitation of Water Supply system in Kamalia City	2023-2024
	Water Supply Coverage by private wells %	Percentage of area, where residents have own water sources.	45%	30%		
	Water production GPCD	Total daily water supplied to the distribution system (ex-treatment plant and including purchased water, if any) expressed by population served per day.	20	23.2		
	Non-revenue water %	Difference between total water produced (ex -treatment plant) and total water sold expressed as a percentage of total water produced.	62%	62%		

Functions of MCs (municipal services)	Level of Service Indicators	Description	Current LOS	Target LOS for three years	Project Name	Timeframe (FY)
	Pipe breaks (Leakages/Breaks /Km)	Total number of pipe leakages/breaks per year expressed per km of the water distribution network.	N/A	Reduction in leakages	Improvement & Rehabilitation of Water Supply system in Kamalia City	2023-2024
	Unit operational cost - water sold (production cost at consumer end) (PKR)	Total annual operating expenses divided by the total annual volume of water sold.	0.02	0.017	Solarization of Tube wells and Water Supply System	2023-2024
	Unit operational cost - water produced (gross production cost) (PKR)	Total annual operating expenses divided by the total annual water produced.	0.01	0.01		
	Water supply staff per 1000 water connections (No.)	Total number of water supply staff expressed as per thousand water connections.	1.0	1.0		
	Salary cost as proportion of Operating costs	Total annual salary costs (including salaries, wages, pensions, other benefits, etc.) Expressed as a percentage of total annual operating costs.	15%	15%		
	Power and Electricity Costs as proportion of Operating Costs	Total annual power/electricity costs of the utility expressed as a percentage of total annual operating costs.	77%	65%	Solarization of Tube wells and Water Supply System	2023-2024
	Unfit water samples % (not conforming with the requirements of NEQ)	Total number of unfit water samples (not conforming with the requirements of NEQ) expressed as a percentage of total samples taken.	N/A	Improved water quality	Improvement & Rehabilitation of Water Supply system in Kamalia City	2023-2024
	Continuity of Service Hrs. / Day	Average hours of service per day for water supply. (Average operational hours of tubewell per day)	6	6		

Functions of MCs (municipal services)	Level of Service Indicators	Description	Current LOS	Target LOS for three years	Project Name	Timeframe (FY)
	Water Supply Complaints %	Total number of water supply complaints per year expressed as a percentage of the total number of water supply connections.	N/A	Reduction in complaints		
	Operational cost coverage (Ratio)	Total annual operational revenues/Total annual operating cost.	27%	31%	Solarization of Tube wells and Water Supply System	2023-2024
Sewage and sewage treatment and disposal;	Sewerage Coverage %	Population with sewerage services (direct service connection) as a percentage of the total population. (Total served area as a percentage of the total built up area)	34%	34%		
	Risk of crown failure	Whether there is an indication of crown failure?	Yes	No	Improvement of Existing Sewerage System and Disposal Stations for Kamalia City	2023-2026
	Sewerage blockages (Blockages/KM)	Total number of blockages/ complaints per year expressed per km of sewers	2	1.20		
	Sewerage staff per 1000 sewerage connections (No.)	Total number of sewerage staff expressed as per thousand sewerage connections	0.87	0.87		
	Waste water Treatment - Primary (%)	Proportion of collected sewage that receives primary treatment only, i.e. involving settlement with the intention of removing solids, but not biological treatment. Both lagoon and mechanical treatment can be included, where appropriate.	NIL	NIL		
	Waste water Treatment - Secondary (%)	Proportion of collected sewage that receives at least secondary treatment, i.e. removing oxygen demand as well as solids, normally biological. Both lagoon and mechanical treatment can be included, where appropriate.	NIL	NIL		

Functions of MCs (municipal services)	Level of Service Indicators	Description	Current LOS	Target LOS for three years	Project Name	Timeframe (FY)
	Sewerage Complaints (%)	Total number of sewerage complaints per year expressed as a percentage of the total number of sewerage connections.	6%	Reduction in complaints		
Storm water drainage;	Storm water drainage coverage (%)	The percentage of MC area that the drainage system protects from flooding.	34%	34%		
Sanitation and solid waste collection and disposal of solid wastes, treatment and disposal including landfill site and recycling plants;	Collection efficiency (%)	Total amount of solid waste collected expressed as a percentage of total solid waste produced.	55%	55%		
	Disposal efficiency (%)	Total amount of solid waste disposed off expressed as a percentage of total solid waste collected.	100%	100%		
	Door-to-door (%)	Percentage of area with door-to-door solid waste collection.	0%	0%		
	Primary SWM Coverage each day in localities (%)	Percentage of area from which the sanitary staff sweeps & collects waste each day	55%	55%		
	Primary SWM Coverage each day in Roads (%)	Primary SWM Coverage each day in Roads	55%	55%		
	Open Collection Points (No.)	Open Collection Points	61	61		
	Secondary collection machinery (No.)	Secondary collection machinery	5	5		
	Adequacy of parking facilities for SWM vehicles	Adequacy of parking facilities for SWM vehicles	Yes	Yes		
	Waste transported in covered vehicles	Waste transported in covered vehicles	No	No		
	Sufficiency of existing dumping area (Landfill site).	Sufficiency of existing dumping area (Landfill site).	Yes	Yes		
	Mechanism for Final Disposal	Mechanism for Final Disposal	No (Land fill Site)	No (Land fill Site)		

Functions of MCs (municipal services)	Level of Service Indicators	Description	Current LOS	Target LOS for three years	Project Name	Timeframe (FY)
Roads and streets;	Roads with condition "A" (Excellent) %	Total length of roads with condition "A" expressed as a percentage of total roads.	32%	32%	Improvement and Rehabilitation of Roads and Chowks in Kamalia City	2023-2024
	Roads with condition "B" (Good) %	Total length of roads with condition "B" expressed as a percentage of total roads.	18%	33%		
	Roads with condition "C" (Fair) %	Total length of roads with condition "C" expressed as a percentage of total roads.	20%	20%		
	Roads with condition "D" (Poor) %	Total length of roads with condition "D" expressed as a percentage of total roads.	30%	15%		
	Roads with condition "E" (Failing) %	Total length of roads with condition "F" expressed as a percentage of total roads.	0%	0%		
Streetlighting;	Streetlight coverage. (%)	Percentage of area/roads with streetlights.	32.9%	32.9%	Replacement of LEDs	2025-2026
	Working Streetlight %	Percentage of working streetlights as of total streetlights.	11%	63%		
Parks, Playgrounds, Open spaces;	Open spaces as percentage of total MC area. %	Open spaces as percentage of total MC area. %	0%	0%	Improvement and Rehabilitation of Parks in Kamalia City	2025-2026
	Playgrounds as percentage of total MC area. %	Playgrounds as percentage of total MC area. %	0%	0%		
	Parks with condition "A" (Excellent) %	Parks with condition "A" expressed as a percentage of total parks.	0%	0%		
	Parks with condition "B" (Good) %	Parks with condition "B" expressed as a percentage of total parks.	20%	40%		
	Parks with condition "C" (Fair) %	Parks with condition "C" expressed as a percentage of total parks.	60%	60%		

Functions of MCs (municipal services)	Level of Service Indicators	Description	Current LOS	Target LOS for three years	Project Name	Timeframe (FY)
	Parks with condition "D" (Poor) %	Parks with condition "D" expressed as a percentage of total parks.	20%	0%		
	Parks with condition "E" (Failing) %	Parks with condition "E" expressed as a percentage of total parks.	0%	0%		
	Parks as percentage of total MC area. %	Parks as percentage of total MC area. %	0.3%	0.3%		
Graveyards;	Graveyards as percentage of total MC area. %	Graveyards as percentage of total MC area. %	0%	0%		
	Graveyards with condition "A" (Excellent) %	Total area of graveyards with condition "A" expressed as a percentage of total area of graveyards.	0%	0%		
	Graveyards with condition "B" (Good) %	Total area of graveyards with condition "B" expressed as a percentage of total area of graveyards.	0%	0%		
	Graveyards with condition "C" (Fair) %	Total area of graveyards with condition "C" expressed as a percentage of total area of graveyards.	0%	0%		
	Graveyards with condition "D" (Poor) %	Total area of graveyards with condition "D" expressed as a percentage of total area of graveyards.	0%	0%		
	Graveyards with condition "E" (Failing) %	Total area of graveyards with condition "E" expressed as a percentage of total area of graveyards.	0%	0%		
Transport stations, stops, stands and terminals;	Ratio of bus stations to the total length of roads	Ratio of bus stations to the total length of roads	1:50	2:50	Construction of General Bus Stand (GSB) in Kamalia City	2023-2025
	Adequacy of facilities at bus stands	Adequacy of facilities at bus stands	No	Yes		

Functions of MCs (municipal services)	Level of Service Indicators	Description	Current LOS	Target LOS for three years	Project Name	Timeframe (FY)
Slaughterhouses;	Adequacy of slaughterhouses	Adequacy of slaughterhouses keeping in view the population of the MC	Yes	Yes		
	Adequacy of facilities in slaughterhouses	Adequacy of facilities in slaughterhouses in terms of tools, disinfectants, refrigeration/ storage systems, drainage and disposal facility, etc.	No	Yes	Rehabilitation of slaughter house	2025-2026
Municipal libraries;	Total number of Libraries per 100,000 persons	Total number of Libraries per 100,000 persons	NIL	NIL		
	Adequacy of facilities in library	Adequacy of facilities in library in terms of books, computers, furniture, air-conditioning, lighting, drinking water etc.	N/A	N/A		
Buildings	Buildings with condition "A" (Excellent) %	Total number of buildings with condition "A" expressed as a percentage of total number of buildings.	0%	0%		
	Buildings with condition "B" (Good) %	Total number of buildings with condition "B" expressed as a percentage of total number of buildings.	0%	0%		
	Buildings with condition "C" (Fair) %	Total number of buildings with condition "C" expressed as a percentage of total number of buildings.	71%	71%		
	Buildings with condition "D" (Poor) %	Total number of buildings with condition "D" expressed as a percentage of total number of buildings.	14%	14%		
	Buildings with condition "E" (Failing) %	Total number of buildings with condition "E" expressed as a percentage of total number of buildings.	14%	14%		

Functions of MCs (municipal services)	Level of Service Indicators	Description	Current LOS	Target LOS for three years	Project Name	Timeframe (FY)
	Solar Penetration Index (SPI) %	The Solar Penetration Index (SPI) measures the percentage of MC office buildings that have successfully undergone solarization.	0%	100%	Solarization of municipal buildings	2023-2024

Notes:

- While achieving the target level of service, MC shall ensure conformance with applicable laws and regulations including but not limited to land use planning, building control, environmental and social considerations.
- Environmental and social considerations are provided in Annex D.
- Comprehensive list of LOS indicators is provided in IDAMP Framework, please refer to section 5, however, certain LOS indicators are not applicable to MC Okara such as metered water connections, firefighting coverage etc.
- For certain service levels, the existing level of service is sustained during the term of IDAMP i.e. three years, despite the recognized need for enhancements. This circumstance arises due to various factors, including but not limited to funding constraints, the reluctance of asset owners to initiate required modifications and the lack of suitable land availability. Nevertheless, it is crucial to emphasize that the preparation and revision of the IDAMP is an ongoing process. As a result, the target level of service in these areas may be redefined in the future, facilitating the implementation of potential improvements.
- The calculation of daily water supplied to the distribution system has considered the capacity of tubewells, in combination with the average hours of service per day for water supply.
- In order to reduce the reduction in non-revenue water, certain initiatives are required such as capacity building for MC staff, the installation of water meters, tariff revisions, regulatory reforms, among other measures. It's important to note that the percentage of non-revenue water may not necessarily improve solely with an increase in water production.
- As regards to landfilling, developing regional landfill sites, rather than smaller units for each city, would be advisable.

05 IDAMP Projects

Section 5. IDAMP Projects

Based on the asset condition analysis and target level of services, the following projects have been identified in respect of various asset categories. Preliminary cost estimates for the project, encompassing both capital and operational & maintenance expenses, were calculated using the current Market Rating System (MRS) and Non-MRS rates for items. It's important to note that this estimation does not factor in inflation. Further, the coding scheme adopted to allot codes to the projects and the proposed projects' screening and phasing evaluation is given in Annexure B and C respectively.

Table 4: IDAMP Projects

Sr. No.	Project ID	Project Name	Asset Category	Total Capital Cost	2023-24		2024-25		2025-26		Project Screening (Score)
					Capital	O&M	Capital	O&M	Capital	O&M	
(Millions)											
1	02-10-01-02-01	Improvement & Rehabilitation of Water Supply system in Kamalia City	Water Supply	50.00	50.00	2.50	-	2.50	-	2.50	87
2	02-10-01-06-01	Construction of Underground Water Storage Tank	Water Supply	600.00	150.00	-	300.00	-	150.00	15.00	87
3	02-10-02-02-01	Improvement of Existing Sewerage System and Disposal Stations for Kamalia City	Sewerage	1,300.00	650.00	-	650.00	32.50	-	32.50	84
4	02-10-05-01-01	Improvement and Rehabilitation of Parks in Kamalia City	Parks	50.00	-	-	-	-	50.00	1.25	61

Sr. No.	Project ID	Project Name	Asset Category	Total Capital Cost	2023-24		2024-25		2025-26		Project Screening (Score)
					Capital	O&M	Capital	O&M	Capital	O&M	
					(Millions)						
5	02-10-04-03-01	Replacement of LEDs	Streetlights	25.25	-	-	-	-	25.25	0.63	59
6	02-10-05-04-01	Construction of General Bus Stand (GSB) in Kamalia City	Bus Stand	112.98	-	-	112.98	2.82	-	2.82	69
7	02-10-05-06-01	Rehabilitation of slaughter house	Slaughter House	54.45	-	-	-	-	54.45	1.36	62
8	02-10-06-01-01	Solarization of municipal buildings	Buildings	50.00	50.00	0.25	-	0.25	-	0.25	80
9	02-10-01-01-01	Solarization of Tube wells and Water Supply System	Water supply	150.00	150.00	0.75	-	0.75	-	0.75	80
10	02-10-04-01-01	Improvement and Rehabilitation of Chowks in Kamalia City	Roads	93.37	93.37	4.67	-	4.67	-	4.67	80
11	02-10-04-01-02	Rehabilitation of Roads	Roads	55.57	55.57	2.78	-	2.78	-	2.78	80
12	02-10-05-04-02	Construction of General Bus Stand in Kamalia City	Bus Stand	113.03	113.03	2.83	-	2.83	-	2.83	80

Sr. No.	Project ID	Project Name	Asset Category	Total Capital Cost	2023-24		2024-25		2025-26		Project Screening (Score)
					Capital	O&M	Capital	O&M	Capital	O&M	
					(Millions)						
13	02-10-04-01-03	Rehabilitation of existing roads with tuff pavers in Kamalia	Roads	55.57	55.57	2.78	-	2.78	-	2.78	80
14	02-10-02-01-01	Improvement of sewerage system and construction of waste water treatment plant (WWTP) Kamalia city	Sewerage	1,592.52	796.26	-	796.26	39.81	-	39.81	84
Total.				4,302.74	2,163.80	16.55	1,859.24	91.69	279.70	109.93	

5.1. Detail of proposed projects:

The following section provides high-level particulars of the identified projects, serving as a point of reference for creating planning documents and PC forms²:

Table 5: Projects Detail

Sr. No.	Project ID	Project Name	Service Sector	Project Objectives	Project Scope	Capital Cost (PKR million)	Recurrent Annual O&M Cost (PKR million)	Project Location
1	02-10-01-02-01	Improvement & Rehabilitation of Water Supply system in Kamalia City	Water Supply	1) Rehabilitation of the components of existing water supply system to attain full efficiency out of these installations. 2) Supply of adequate quantity of water in water shortage areas. 3) Improvement of service delivery level in the entire city. 4) Augmentation of the source capacity 5) Equal distribution of water in the entire system 6) Improvement of terminal pressure at remote ends of the distribution system 7) Reduction of water borne diseases. 8) Improvement in local and province economy.	Replacement of 6 pumpsets Installation of capacitors	50	2.5	Kamalia City
2	02-10-01-06-01	Construction of Underground	Water Supply	The main objectives are - To supply safe drinking water ub sufficient quantity at doorsteps of consumers with reasonable cost	Design and Engineering Site Preparation Excavation and Earthwork Foundation Works	600	15	Kamalia City

² <https://www.pc.gov.pk/web/downloads/pc>

Sr. No.	Project ID	Project Name	Service Sector	Project Objectives	Project Scope	Capital Cost (PKR million)	Recurrent Annual O&M Cost (PKR million)	Project Location
		Water Storage Tank		<ul style="list-style-type: none"> - To encouraging personal hygiene and household cleanliness of users - Reduction of water borne diseases - Reduction in medical expenditures - Improvement in environment of the city 	Masonary Works Coation and Insulation Piping and Connection Concrete Works			
3	02-10-01-01-01	Solarization of Tube wells and Water Supply System	Water supply	The primary objectives of solarization are as follows: a) Enhance Sustainability: By generating clean and renewable energy, the project can reduce its environmental impact and contribute to sustainable development. b) Reduce Carbon Footprint: Solar PV systems produce electricity with zero greenhouse gas emissions, helping to mitigate climate change and improve air quality. c) Cut Down Energy Costs: Utilizing solar energy can significantly reduce reliance on conventional grid electricity, resulting in long-term cost savings and improved financial viability.	Solarization of the tubewells based on the site load and installation capacity assessment. Tubewell solarization project scope involves converting conventional water pumping systems into solar-powered ones to ensure sustainable and energy-efficient water supply for rural needs.	150	0.75	Kamalia City

Sr. No.	Project ID	Project Name	Service Sector	Project Objectives	Project Scope	Capital Cost (PKR million)	Recurrent Annual O&M Cost (PKR million)	Project Location
4	02-10-02-02-01	Improvement of Existing Sewerage System and Disposal Stations for Kamalia City	Sewerage	The Project has the following objectives; 1. To implement prioritized, need based and most cost-effective municipal service infrastructure sub projects for the year 2032. 2. To improve the service delivery level for the entire growing population of the city. 3. Protecting drinking water sources from contamination by waterborne waste 4. Improvement of the environment of the city making it livable. 5. To improve the economic growth of the city.	Rehabilitation of Disposal Stations, Replacement of Outlived Pipes, Replacement of Crown Failure Pipelines, Replacement of under-sized pipelines	1300	32.5	Kamalia City

Sr. No.	Project ID	Project Name	Service Sector	Project Objectives	Project Scope	Capital Cost (PKR million)	Recurrent Annual O&M Cost (PKR million)	Project Location
5	02-10-05-01-01	Improvement and Rehabilitation of Parks in Kamalia City	Parks	The project has the following objectives 1. To reduce urban heat island effect. 2. To provide active and passive recreational opportunities 3. To contribute to the health and wellness of a community 4. To create valuable green space 5. To combat air pollution caused by vehicles and industries 6. Improvement in environments of the city making them livable. 7. Improvement in local and province economy. 8. Improvement in the economic growth potential of the city.	Both these parks require, -Boundary wall with iron grill ▶ Entrance gates ▶ Tuff tile pathways ▶ Jogging track ▶ Rainwater recharge well ▶ Playing area for children ▶ Grassing and flower beds ▶ Water supply & drainage system	50	1.25	Kamalia City

Sr. No.	Project ID	Project Name	Service Sector	Project Objectives	Project Scope	Capital Cost (PKR million)	Recurrent Annual O&M Cost (PKR million)	Project Location
6	02-10-04-03-01	Replacement of LEDs	Streetlights	<p>Enhance public safety and security by providing adequate lighting.</p> <p>Improve visibility for motorists and pedestrians.</p> <p>Increase the overall quality of street lighting.</p> <p>Reduce energy consumption and operating costs.</p> <p>Promote energy efficiency and sustainability.</p> <p>Improve the aesthetics of the area.</p> <p>Enhance the functionality of the street lighting system.</p> <p>Improve reliability and reduce maintenance downtime.</p> <p>Ensure compliance with regulatory requirements.</p> <p>Increase the lifespan of the street lighting system.</p>	<p>MC Kamalia requires repair and replacement of street light on the under mentioned main roads of the city</p> <ol style="list-style-type: none"> 1. Chichawatni Road THQ to Railway Crossing 2. Main Rajana road Mandi Mor to Railway Station 3. Hospital Dr. Naeem to Iqbal Bazar 4. Stop No.3 Fazil Dewan, 5. Mohallah Behlol Wala, to Nia Bazar 6. Office MC to Markazi Imam Bargah, 7. City top Hotel to Railway Station 8. Mohallah Ghazi Abad 9. Eid Gah to Christian Colony, Katchi Basti 10. Bhussi Road 11. Zeshan Colony 12. Sadar Bazar, Iqbal Bazar 13. Mohallah Baghaiwala 14. Mohallah Sheikhanwala 15. Mohallah Charh 	25.25	0.63125	Kamalia City

Sr. No.	Project ID	Project Name	Service Sector	Project Objectives	Project Scope	Capital Cost (PKR million)	Recurrent Annual O&M Cost (PKR million)	Project Location
7	02-10-05-04-01	Construction of General Bus Stand (GSB) in Kamalia City	Bus Stand	<p>The Project has the following objectives;</p> <ol style="list-style-type: none"> 1. Provision of disciplined travelling facilities to the people. 2. Provision of waiting facilities for the travelers in the form of respectable sitting, ablution & prayer, drinking water, toilets, shopping and ticketing. 3. Provision of car parking facilities to the public, 4. Rickshaw stand facilities 5. Revenue generation from shops and parking lot 6. Improvement in the air pollution in city area due to parking and waiting by the buses 7. Reduction in the traffic congestion created by buses at various locations of the city 8. Effective protection of the buses against the solar radiation and Ultraviolet rays, rain, hail, wind, and dust. 9. Slowing down the deterioration of buses, therefore reducing the amount of maintenance. 10. Improvement in the economic growth potential of the city. 	<ol style="list-style-type: none"> 1. Bus Stand Require the following components <ul style="list-style-type: none"> ▸ Waiting hall ▸ Ticketing booths ▸ Toilets ▸ Ablution place ▸ Prayer place ▸ Tuck shop ▸ Drinking water facilities ▸ Parking sheds for buses 2. Workshop 3. Bus departure sheds 4. Car parking lot 5. Rickshaw stand 6. Shops 7. Water supply and drainage/sewerage facilities 8. Boundary wall and gates 9. Illumination & electrification 	112.975	2.824375	Chicha Watni Road, Kamalia

Sr. No.	Project ID	Project Name	Service Sector	Project Objectives	Project Scope	Capital Cost (PKR million)	Recurrent Annual O&M Cost (PKR million)	Project Location
8	02-10-05-06-01	Rehabilitation of slaughter house	Slaughter House	<p>Ensure compliance with sanitation and hygiene standards.</p> <p>Improve the welfare and treatment of animals.</p> <p>Enhance public health and safety.</p> <p>Increase the efficiency of the slaughter process.</p> <p>Reduce operating costs and increase profitability.</p> <p>Upgrade facilities and equipment to meet modern standards.</p> <p>Minimize the impact on the environment.</p> <p>Ensure compliance with regulatory requirements.</p> <p>Improve working conditions for employees.</p> <p>Improve the overall performance of the slaughterhouse.</p>	<ul style="list-style-type: none"> ▸ Boundary wall and gate ▸ Doctor's room ▸ Slaughtering hall ▸ Evisceration hall ▸ Meet cutting room ▸ Blood collection arrangements ▸ Water supply systems ▸ Skin storage room ▸ Waste water disposal system ▸ Solid waste collection and disposal system ▸ Health and Hygiene SOPs ▸ Separate Facility for Sick Animals ▸ Tools Disinfectant System 	54.45	1.36125	Klasan, Kamalia City

Sr. No.	Project ID	Project Name	Service Sector	Project Objectives	Project Scope	Capital Cost (PKR million)	Recurrent Annual O&M Cost (PKR million)	Project Location
9	02-10-06-01-01	Solarization of municipal buildings	Buildings	The primary objectives of solarization are as follows: a) Enhance Sustainability: By generating clean and renewable energy, the project can reduce its environmental impact and contribute to sustainable development. b) Reduce Carbon Footprint: Solar PV systems produce electricity with zero greenhouse gas emissions, helping to mitigate climate change and improve air quality. c) Cut Down Energy Costs: Utilizing solar energy can significantly reduce reliance on conventional grid electricity, resulting in long-term cost savings and improved financial viability.	Solarization of the municipal buildings based on the site load and installation capacity assessment	50	0.25	Kamalia City

Sr. No.	Project ID	Project Name	Service Sector	Project Objectives	Project Scope	Capital Cost (PKR million)	Recurrent Annual O&M Cost (PKR million)	Project Location
10	02-10-04-01-01	Improvement and Rehabilitation of Chowks in Kamalia City	Roads	<p>1.Landscaping: Planting trees, shrubs, and flowers to create greenery and add color to the chowks. This could include designing flower beds, creating vertical gardens on walls, and using natural elements such as rocks and boulders to create a natural landscape.</p> <p>2.Street furniture: Installing benches, streetlights, and other outdoor furniture to create a comfortable and inviting environment for people to sit, relax, and enjoy the surroundings.</p> <p>3.Art installations: Commissioning artists to create public art installations such as sculptures, murals, and mosaics to add a creative and unique touch to the chowks.</p>	Geometric Improvement of intersection, Channelization of traffic flow, Rehabilitation of Existing Pavement Structure, Pavement Marking, Street Lighting, Aesthetic improvement of chowk	93.37	4.6685	<p>1. Main Kalma Chowk</p> <p>2. Jhakkar More Chowk</p> <p>3. Eid Gah Chowk</p>

Sr. No.	Project ID	Project Name	Service Sector	Project Objectives	Project Scope	Capital Cost (PKR million)	Recurrent Annual O&M Cost (PKR million)	Project Location
11	02-10-04-01-02	Rehabilitation of Roads	Roads	The Project has the following objectives; 1. Improvement of service delivery level of the municipal services in the sector of communication. 2. Better travelling facilities for the commuters. 3. Reduction in road accidents. 4. Saving in travelling and repair cost of the vehicles. 5. Reduction in annual maintenance charges of roads and parks 6. Better lit roads and streets adding to security of people travelling at night. 7. Improvement in environments of the city making them livable. 8. Improvement in local and province economy. 9. Improvement in the economic growth potential of the city.	1-Daras Ghousia to Darbar Dargahi Shah Via Malikanwali Bhani Main Gate Fazal Dewan Park City 2-Haji Chowk to Pakistan Chowk Via Darbar Pir Shah Road Sajjad Zargar House Bank Road	55.57	2.7785	Kamalia City

Sr. No.	Project ID	Project Name	Service Sector	Project Objectives	Project Scope	Capital Cost (PKR million)	Recurrent Annual O&M Cost (PKR million)	Project Location
12	02-10-05-04-02	Construction of General Bus Stand in Kamalia City	Bus Stand	<p>The Project has the following objectives;</p> <ol style="list-style-type: none"> 1. Provision of disciplined travelling facilities to the people. 2. Provision of waiting facilities for the travelers in the form of respectable sitting, ablution & prayer, drinking water, toilets, shopping and ticketing. 3. Provision of car parking facilities to the public, 4. Rickshaw stand facilities 5. Revenue generation from shops and parking lot 6. Improvement in the air pollution in city area due to parking and waiting by the buses 7. Reduction in the traffic congestion created by buses at various locations of the city 8. Effective protection of the buses against the solar radiation and Ultraviolet rays, rain, hail, wind, and dust. 9. Slowing down the deterioration of buses, therefore reducing the amount of maintenance. 10. Improvement in the economic growth potential of the city. 	Construction of Main building for bus stand, parking sheds for buses, workshop, bus departure sheds, car parking lot, rickshaw stand, shop blocks, boundary wall and entrance barriers, water supply/sewerage/drainage facilities, illumination and electrification	113.033	2.82	At Chichawatni Road near Jhakhar More Chowk

Sr. No.	Project ID	Project Name	Service Sector	Project Objectives	Project Scope	Capital Cost (PKR million)	Recurrent Annual O&M Cost (PKR million)	Project Location
13	02-10-04-01-03	Rehabilitation of existing roads with tuff pavers in Kamalia	Roads	The Project has the following objectives; a) Improvement of service delivery level of the municipal services in the sector of communication. b) Better travelling facilities for the commuters. c) Reduction in road accidents. d) Saving in travelling and repair cost of the vehicles. e) Reduction in annual maintenance charges of roads. f) Improvement in environment of the city making it livable. g) Improvement in local and province economy. h) Improvement in the economic growth potential of the city.	1. Rehabilitation of Existing Pavement Structure 2. Pavement Marking 3. Improvement of drainage system 4. Street Light	55.57	2.779	Kamalia City

Sr. No.	Project ID	Project Name	Service Sector	Project Objectives	Project Scope	Capital Cost (PKR million)	Recurrent Annual O&M Cost (PKR million)	Project Location
14	02-10-02-01-01	Improvement of sewerage system and construction of waste water treatment plant (WWTP) Kamalia city	Sewerage	The objectives include: a) Provision of efficient and effective municipality services to the masses. b) Improvement of existing sewerage system in Kamalia City. c) The new system is proposed to reduce in annual O&M cost of the infrastructure due to reduced repairs in the forthcoming years because of repair or replacement of infrastructure components. d) To improve existing environmental conditions by provision of wastewater treatment facilities in Kamalia City.	Improvement of the service delivery by replacement and laying of trunk sewer according to need base and topographic conditions	1592.52	39.813	Kamalia City

06 Financial and Economic Analysis

Section 6. Financial and Economic Analysis

In this chapter, financial and economic analysis has been carried out for the new project proposed under IDAMP to assess its economic and financial viability and determine its do-ability by reference to its financial resources required next three financial years.

1.1. Qualitative Assessment

The qualitative benefits of the proposed projects are as under:

- (i) **The benefits of municipal project - Engines of Growth:** Among other benefits, municipal projects generate employment opportunities and create a positive impact on the standard of living. Few projects proposed under IDAMP are mega projects which would create their own economy, boost manufacturing & trading, create need for commerce value chain.
- (ii) **Environmental Up-gradation:** Development of wastewater treatment plant would provide primary and secondary treatment, thereby have a positive bearing on environment. Further, all projects will especially focus environmental considerations during construction and operational phases. Further green areas, trees and plantations will provide not only refreshing view but will enhance the environmental conditions and help climate stabilization.
- (iii) **Employment Opportunities:** The Project is likely to create employment opportunities for over 1,000 people during construction and about 500 people at operational stage in addition to indirect employment generation.
- (iv) **Improvement in Service Delivery of Water Supply:** Replacement of water supply system would improve the water quality for the target population, thus will help to improve public health index.
- (v) **Provision of Parking Facility for Solid Waste Management Vehicles:** The biggest problem of the solid waste machinery is non-availability of parking, which would have the bearing on the useful life of vehicles, as sheds would provide effective protection to the vehicles against the solar radiation and ultraviolet rays, rain, hail, wind, and dust, thereby slowing down the deterioration of vehicles and reducing the cost of maintenance.
- (vi) **Rehabilitation of Parks - Creation of Social Hub in the Locality:** These projects will provide a recreational facility to the residents of the catchment area of respective parks thus improve the visitors count of the parks and create social harmony and extended connectivity in the people.

- (vii) **Saving in Fuel Consumption and Improved Connectivity** - Rehabilitation of roads infrastructure would not only improve the service delivery level of the municipal services but also result in few road accidents, potential savings in travelling and repair cost of the vehicles, reduction in annual maintenance charges of roads and parks. Moreover, better lit roads and streets would add to security of people travelling at night.
- (viii) **Generation of Business Opportunities:** Projects will open new corridors for small- and large-scale businesses right from the construction phase and onwards throughout the life of the Project.
- (ix) **Revenue Generation:** Local government is estimated to generate direct and indirect revenue from the projects.

1.2. Quantitative Assessment of the Project

Various basis has been used, primarily relying on the results of the financial model which has been developed to conduct the financial analysis that assesses the viability and sustainability of this Project. Free Cash Flows (FCF) of the Project have been used to determine the key financial indicators of the projects.

Using the free cash flow model, given below are the key financial indicators for project appraisal:

- (i) **Net Present Value (NPV)** of the projects is calculated which represents in present value terms the net benefit that accrues from the Project after meeting its capital cost requirements as well as the cost of operations and other expenditures.
- (ii) **Financial Internal rate of return (FIRR)** of the projects is calculated While representing an average return and its comparison with the required rate of return, which is taken as KIBOR rate
- (iii) **Payback period** of the Project is estimated duly incorporating construction and operational period over the useful life of asset.
- (iv) **Cost benefit analysis** of the projects is made to determine the ratio of cumulative benefits versus cumulative cost of each project over its useful life.

1.3. Annual Financial Projections

The annual financial projection of Municipal Committee Kamalia is given below.

Table 6: Financial Projections

All amount in PKR Million

Year	2023-24		2024-25		2025-26	
Category	Total Capital	Total O&M	Total Capital	Total O&M	Total Capital	Total O&M
Water Supply	350.00	3.25	300.00	3.25	150.00	18.25
Sewerage	1,446.26	-	1,446.26	72.31	-	72.31
Parks	-	-	-	-	50.00	1.25
Streetlights	-	-	-	-	25.25	0.63
Bus Stand	113.03	2.83	112.98	5.65	-	5.65
Slaughter House	-	-	-	-	54.45	1.36
Buildings	50.00	0.25	-	0.25	-	0.25
Roads	204.51	10.23	-	10.23	-	10.23
Total	2,163.80	16.55	1,859.24	91.69	279.70	109.93

Capital cost of the projects incorporates both the initial one-off costs such as engineering cost, project construction cost, development cost, procurement cost of equipment, machinery & other assets, utility set up cost, and any other costs to be incurred during the construction period.

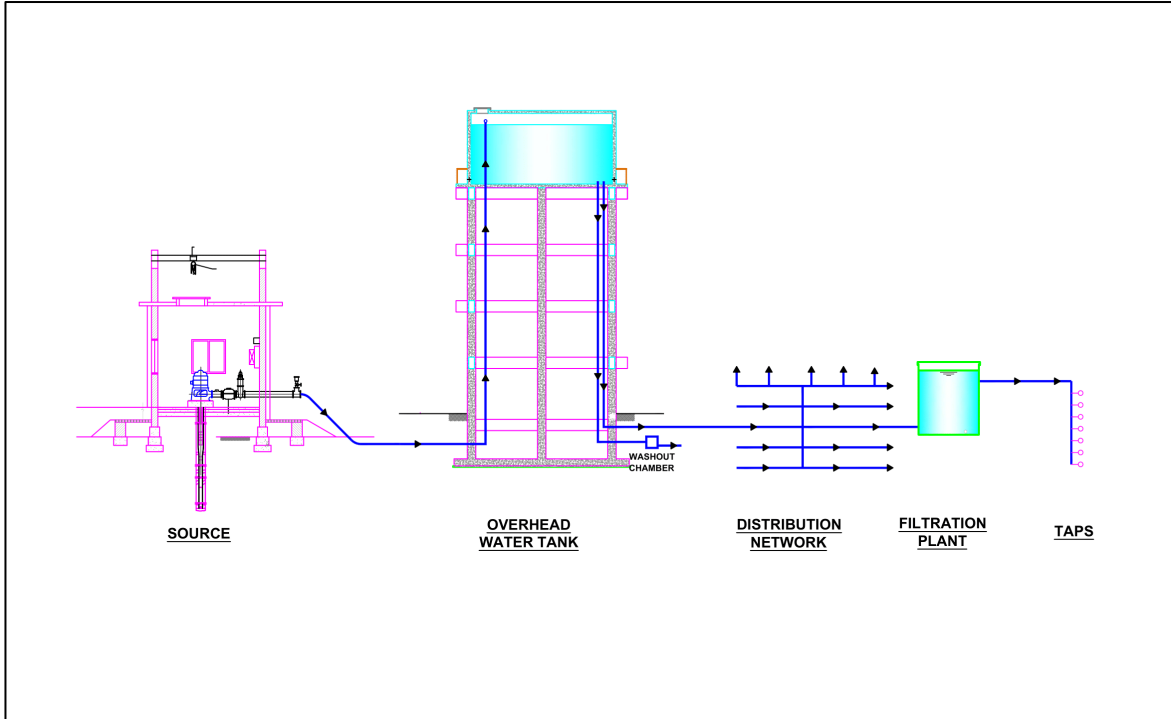
Operating and maintenance (O&M) cost shall be incurred during operational phases of the project. Operation and maintenance cost includes electricity and other utility cost, administrative expenses, maintenance cost, payroll cost and other overheads etc.

Annexure

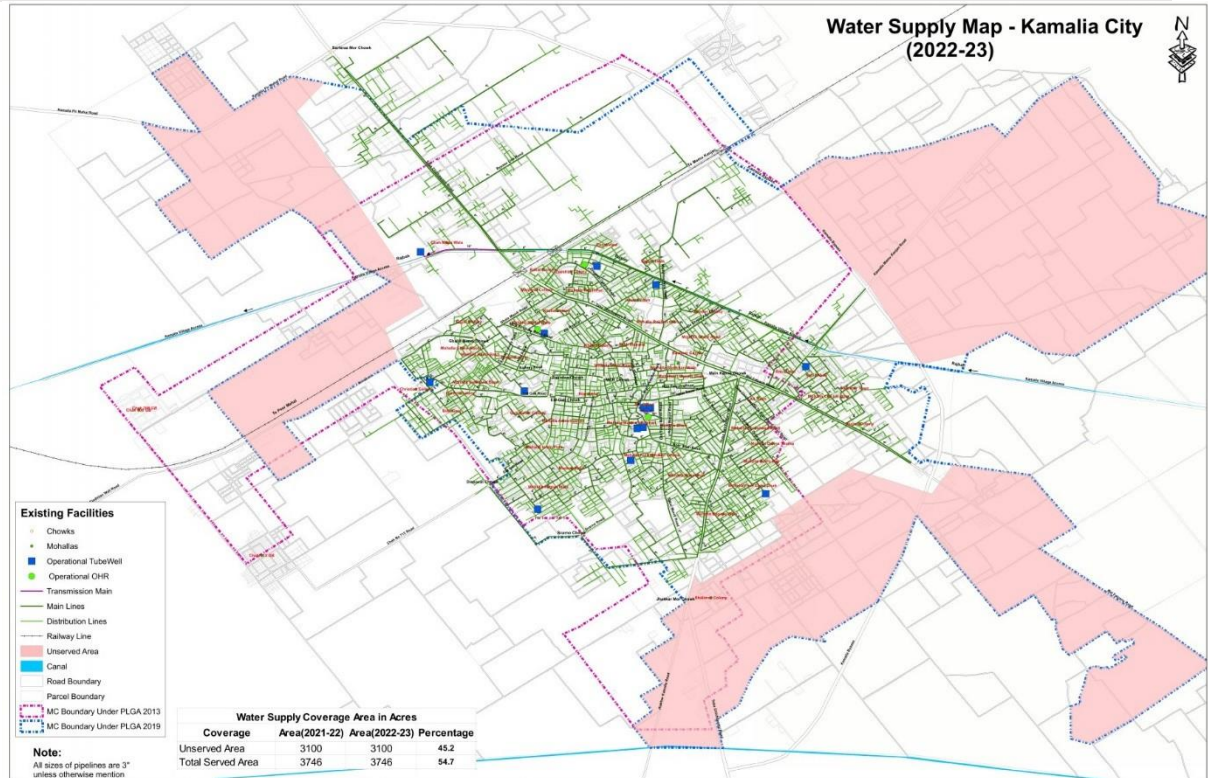
Annexure A. Detail of Assets

1. Water Supply:

Key Components of a Water Supply System



Map of a Water Supply System






	PROJECT: PUNJAB CITIES PROGRAM (PCP)	Map Code 0502030223	DISCLAIMER: INFORMATION IS PROVIDED BY MC, PHED & OTHER SOURCES.	Scale: 1:13,500	Date February 2023
		Map Version 1.4			


A. Tube well


Sr #	Name	Age (Years)		Discharge Capacity (Cusecs)	Motor hp	Pump Make	Motor Make	Condition	Status	Book Value (PKR Mil)
		Civil Structure	Pump							
1	Ravi Town	9	9	2	80	KSB	Siemens	Good	Functional	1.1
2	Malkan Wali Chungi	9	9	2	80	KSB	Siemens	Good	Functional	1.13
3	Jhand Shah	14	14	1	50	Flow Pak	Siemens	Fair	Functional	0.7
4	Bhalla Chowk	9	9	2	80	KSB	Siemens	Good	Functional	1.11
5	Islam Pura Chungi No. 6 (Madinabad)	9	9	2	80	KSB	Siemens	Good	Functional	1.11
6	Muhalla Fazal Deewan (Allah Wali Masjid)	9	9	2	80	KSB	Siemens	Good	Functional	1.2
7	Oulma Thatha	9	9	2	80	KSB	Siemens	Good	Functional	1.21
8	Fazal Dewan #2	9	9	2	80	KSB	Siemens	Good	Functional	1.3
9	Fazal Dewaan #1	19	19	1	50	Haseeb Waqas Engineering	Siemens	Fair	Functional	0.35
10	Slaughter House	2	2	2	50	KSB	Siemens	Good	Functional	15
11	Zeeshan Colony OHR	15	15	1	50	Flow Pak	Siemens	Fair	Functional	0.68
12	Bahlol Wala	9	9	2	80	KSB	Siemens	Good	Functional	1.2
13	Mc Office #2	50	13	1	50	Haseeb Waqas Engineering	Siemens	Fair	Functional	0.4
14	Mc Office #1	23	23	0.5	30	KSB	Siemens	Fair	Functional	0.23
15	Zeeshan Colony	15	15	No Pump Set					Abandoned	



Integrated Development and Asset Management Plan (IDAMP)				
Municipal Committee Kamalia				
Form: IDAMP-A1	Tube Well Asset Condition Assessment			Asset Code: _____ Date: 02-05-2023
Asset Detail			Pictures	
Name		MC Office # 2		
Location	Latitude	30.724892		
	Longitude	72.648892		
Address		Iqbal Bazar, Kamalia		
Area (Marla)		1 Marla		
Working Status		Functional	Non- Functional	
Installation Year of Tube Well		1973		
Installation Year of Pump		13		
Capital Cost of Machinery		Not Available		
Operational Hours		6		
Delivery Pipe	Dia	8 inches		
	Material	Mild Steel		
Chlorinator		Yes	No	
Chlorination Schedule		Once in a Year	After 6 Months	No Schedule
Apron Around Pump House		Yes	No	
Hoisting Girder		Yes	No	
Civil Structure Condition		Good	Fair	Bad
Approach to Pump House		Good	Fair	Bad
Pump Details				
Pump Type		Turbine		
Pump Make		Haseeb Waqas Engineering		
Discharge Capacity (Cusec)		1		
Rotational Speed (RPM)		1475		
Housing Dia (inches)		12		
Bore Depth (ft.)		500		
Head (ft.)		250		
Impeller Installation Depth (ft.)		100		
Paint of Pumping Unit		Poor		
Number of Valves	Gate Valve	1		
	Non-Returning Valve	1		
Base Plate		Yes	No	
Electro-Mechanical Equipment Details				
Transformer Capacity (kVA)		100		
Sanctioned Load (Kwh)		38		
Motor Power (HP)		50		
Motor Make		Siemens		
MCU		Yes	No	
Earthing of Motor		Yes	No	
Power Wiring		Yes	No	
Service Cable		Yes	No	
Earthing of MCU		Yes	No	
Energy Meter		Yes	No	





Integrated Development and Asset Management Plan (IDAMP)					
Municipal Committee Kamalia					
Form: IDAMP-A1	Tube Well Asset Condition Assessment			Asset Code: _____ Date: 02-05-2023	
Water Meter	Yes	No			
PFI Equipment	Yes	No			
Generator	Yes	No			
Change Over	Yes	No			
Overall Rating					
Average Score	1	2	3	4	5
Asset Condition	Excellent	Good	Fair	Poor	Failing
Category	A	B	C	D	E
Remarks / Requirements					
No remarks					
Data Collected By: Mr. Tayyab		Designation: Team Member		 Sign & Date: 30 May 2023	
Data Checked By: Mr. M. Fiaz		Designation: Team Lead		 Sign & Date: 30 May 2023	


Integrated Development and Asset Management Plan (IDAMP)					
Municipal Committee Kamalia					
Form: IDAMP-A1	Tube Well Asset Condition Assessment			Asset Code: _____ Date: 02-05-2023	
Asset Detail			Pictures		
Name		MC Office # 1			
Location	Latitude	30.725464			
	Longitude	72.649812			
Address		Al Aziz Road, Kamalia			
Area (Marla)		1 Marla			
Working Status		Functional	Non- Functional		
Installation Year of Tube Well		2000			
Installation Year of Pump		2000			
Capital Cost of Machinery		Not Available			
Operational Hours		6			
Delivery Pipe	Dia	8 inches			
	Material	Mild Steel			
Chlorinator		Yes	No		
Chlorination Schedule		Once in a Year	After 6 Months	No Schedule	
Apron Around Pump House		Yes	No		
					


Integrated Development and Asset Management Plan (IDAMP)					
Municipal Committee Kamalia					
Form: IDAMP-A1	Tube Well Asset Condition Assessment			Asset Code: _____ Date: 02-05-2023	
Hoisting Girder	Yes			No	
Civil Structure Condition	Good	Fair	Bad		
Approach to Pump House	Good	Fair	Bad		
Pump Details					
Pump Type	Turbine				
Pump Make	KSB				
Discharge Capacity (Cusec)	0.5				
Rotational Speed (RPM)	1465				
Housing Dia (inches)	12				
Bore Depth (ft.)	500				
Head (ft.)	175				
Impeller Installation Depth (ft.)	100				
Paint of Pumping Unit	Poor				
Number of Valves	Gate Valve	1			
	Non-Returning Valve	1			
Base Plate	Yes	No			
Electro-Mechanical Equipment Details					
Transformer Capacity (kVA)	100				
Sanctioned Load (Kwh)	30				
Motor Power (HP)	30				
Motor Make	Siemens				
MCU	Yes	No			
Earthing of Motor	Yes	No			
Power Wiring	Yes	No			
Service Cable	Yes	No			
Earthing of MCU	Yes	No			
Energy Meter	Yes	No			
Water Meter	Yes	No			
PFI Equipment	Yes	No			
Generator	Yes	No			
Change Over	Yes	No			
Overall Rating					
Average Score	1	2	3	4	5
Asset Condition	Excellent	Good	Fair	Poor	Failing
Category	A	B	C	D	E
Remarks / Requirements					
<ul style="list-style-type: none"> No remarks 					
Data Collected By: Mr. Tayyab		Designation: Team Member		 Sign & Date: 30 May 2023	





Integrated Development and Asset Management Plan (IDAMP)				
Municipal Committee Kamalia				
Form: IDAMP-A1	Tube Well Asset Condition Assessment	Asset Code: _____ Date: 02-05-2023		
Data Checked By: Mr. M. Fiaz		Designation: Team Lead		 Sign & Date: 30 May 2023
Integrated Development and Asset Management Plan (IDAMP)				
Municipal Committee Kamalia				
Form: IDAMP-A1	Tube Well Asset Condition Assessment	Asset Code: _____ Date: 02-05-2023		
Asset Detail			Pictures	
Name		Fazal Dewaan # 1		
Location	Latitude	30.723698		
	Longitude	72.648723		
Address		Fazal Dewaan, Kamalia		
Area (Marla)		1 Marla		
Working Status		Functional	Non- Functional	
Installation Year of Tube Well		2004		
Installation Year of Pump		2004		
Capital Cost of Machinery		Not Available		
Operational Hours		6		
Delivery Pipe	Dia	8 inches		
	Material	Mild Steel		
Chlorinator		Yes	No	
Chlorination Schedule		Once in a Year	After 6 Months	No Schedule
Apron Around Pump House		Yes	No	
Hoisting Girder		Yes	No	
Civil Structure Condition		Good	Fair	Bad
Approach to Pump House		Good	Fair	Bad
Pump Details				
Pump Type		Turbine		
Pump Make		Haseeb Waqas Engineering		
Discharge Capacity (Cusec)		1		
Rotational Speed (RPM)		1475		
Housing Dia (inches)		12		
Bore Depth (ft.)		500		
Head (ft.)		200		
Impeller Installation Depth (ft.)		100		
Paint of Pumping Unit		Poor		
Number of Valves	Gate Valve	1		
	Non-Returning Valve	1		
Base Plate		Yes	No	
Electro-Mechanical Equipment Details				









Integrated Development and Asset Management Plan (IDAMP)					
Municipal Committee Kamalia					
Form: IDAMP-A1	Tube Well Asset Condition Assessment	Asset Code: _____ Date: 02-05-2023			
Transformer Capacity (kVA)	100				
Sanctioned Load (Kwh)	61.07				
Motor Power (HP)	50				
Motor Make	Siemens				
MCU	Yes	No			
Earthing of Motor	Yes	No			
Power Wiring	Yes	No			
Service Cable	Yes	No			
Earthing of MCU	Yes	No			
Energy Meter	Yes	No			
Water Meter	Yes	No			
PFI Equipment	Yes	No			
Generator	Yes	No			
Change Over	Yes	No			
Overall Rating					
Average Score	1	2	3	4	5
Asset Condition	Excellent	Good	Fair	Poor	Failing
Category	A	B	C	D	E
Remarks / Requirements					
<ul style="list-style-type: none"> No remarks 					
Data Collected By: Mr. Tayyab		Designation: Team Member		 Sign & Date: 30 May 2023	
Data Checked By: Mr. M. Fiaz		Designation: Team Lead		 Sign & Date: 30 May 2023	





Integrated Development and Asset Management Plan (IDAMP)					
Municipal Committee Kamalia					
Form: IDAMP-A1	Tube Well Asset Condition Assessment	Asset Code: _____ Date: 02-05-2023			
Asset Detail			Pictures		
Name		Fazal Dewaan # 2			
Location	Latitude	30.723243			
	Longitude	72.648945			
Address		Fazal Dewaan, Kamalia			
Area (Marla)		1 Marla			
Working Status		Functional	Non- Functional		
Installation Year of Tube Well		2015			



Integrated Development and Asset Management Plan (IDAMP)					
Municipal Committee Kamalia					
Form: IDAMP-A1	Tube Well Asset Condition Assessment			Asset Code: _____ Date: 02-05-2023	
Installation Year of Pump		2015			
Capital Cost of Machinery		Not Available			
Operational Hours		6			
Delivery Pipe	Dia	8 inches			
	Material	Mild Steel			
Chlorinator		Yes	No		
Chlorination Schedule		Once in a Year	After 6 Months	No Schedule	
Apron Around Pump House		Yes	No		
Hoisting Girder		Yes	No		
Civil Structure Condition		Good	Fair	Bad	
Approach to Pump House		Good	Fair	Bad	
Pump Details					
Pump Type		Turbine			
Pump Make		KSB			
Discharge Capacity (Cusec)		2			
Rotational Speed (RPM)		1480			
Housing Dia (inches)		12			
Bore Depth (ft.)		580			
Head (ft.)		200			
Impeller Installation Depth (ft.)		100			
Paint of Pumping Unit		Poor			
Number of Valves	Gate Valve	1			
	Non-Returning Valve	1			
Base Plate		Yes	No		
Electro-Mechanical Equipment Details					
Transformer Capacity (kVA)		100			
Sanctioned Load (Kwh)		65			
Motor Power (HP)		80			
Motor Make		Siemens			
MCU		Yes	No		
Earthing of Motor		Yes	No		
Power Wiring		Yes	No		
Service Cable		Yes	No		
Earthing of MCU		Yes	No		
Energy Meter		Yes	No		
Water Meter		Yes	No		
PFI Equipment		Yes	No		
Generator		Yes	No		
Change Over		Yes	No		
Overall Rating					
Average Score	1	2	3	4	5




Integrated Development and Asset Management Plan (IDAMP)					
Municipal Committee Kamalia					
Form: IDAMP-A1	Tube Well Asset Condition Assessment			Asset Code: _____ Date: 02-05-2023	
Asset Condition	Excellent	Good	Fair	Poor	Failing
Category	A	B	C	D	E
Remarks / Requirements					
<ul style="list-style-type: none"> No remarks 					
Data Collected By: Mr. Tayyab		Designation: Team Member		 Sign & Date: 30 May 2023	
Data Checked By: Mr. M. Fiaz		Designation: Team Lead		 Sign & Date: 30 May 2023	

Integrated Development and Asset Management Plan (IDAMP)				
Municipal Committee Kamalia				
Form: IDAMP-A1	Tube Well Asset Condition Assessment			Asset Code: _____ Date: 02-05-2023
Asset Detail			Pictures	
Name		Dulma Thattha		
Location	Latitude	30.723203		
	Longitude	72.648767		
Address		Dargahi Shah, Kamalia		
Area (Marla)		1 Marla		
Working Status		Functional	Non- Functional	
Installation Year of Tube Well		2015		
Installation Year of Pump		2015		
Capital Cost of Machinery		Not Available		
Operational Hours		6		
Delivery Pipe	Dia	8 Inches		
	Material	Mild Steel		
Chlorinator		Yes	No	
Chlorination Schedule		Once in a Year	After 6 Months	No Schedule
Apron Around Pump House		Yes	No	
Hoisting Girder		Yes	No	
Civil Structure Condition		Good	Fair	Bad
Approach to Pump House		Good	Fair	Bad
Pump Details				
Pump Type		Turbine		
Pump Make		KSB		
Discharge Capacity (Cusec)		2		
Rotational Speed (RPM)		1480		
Housing Dia (inches)		12		
Bore Depth (ft.)		500		
Head (ft.)		200		
Impeller Installation Depth (ft.)		100		
Paint of Pumping Unit		Poor		
Number of Valves	Gate Valve	1		
	Non-Returning Valve	1		
Base Plate		Yes	No	
Electro-Mechanical Equipment Details				
Transformer Capacity (kVA)		100		
Sanctioned Load (Kwh)		61.07		
Motor Power (HP)		80		
Motor Make		Siemens		
MCU		Yes	No	
Earthing of Motor		Yes	No	
Power Wiring		Yes	No	
Service Cable		Yes	No	



Integrated Development and Asset Management Plan (IDAMP)					
Municipal Committee Kamalia					
Form: IDAMP-A1	Tube Well Asset Condition Assessment			Asset Code: _____ Date: 02-05-2023	
Earthing of MCU	Yes	No			
Energy Meter	Yes	No			
Water Meter	Yes	No			
PFI Equipment	Yes	No			
Generator	Yes	No			
Change Over	Yes	No			
Overall Rating					
Average Score	1	2	3	4	5
Asset Condition	Excellent	Good	Fair	Poor	Failing
Category	A	B	C	D	E
Remarks / Requirements					
<ul style="list-style-type: none"> No remarks 					
Data Collected By: Mr. Tayyab		Designation: Team Member		 Sign & Date: 30 May 2023	
Data Checked By: Mr. M. Fiaz		Designation: Team Lead		 Sign & Date: 30 May 2023	

Integrated Development and Asset Management Plan (IDAMP)					
Municipal Committee Kamalia					
Form: IDAMP-A1	Tube Well Asset Condition Assessment			Asset Code: _____ Date: 02-05-2023	
Asset Detail			Pictures		
Name		Allah Wali Masjid			
Location	Latitude	30.720600			
	Longitude	72.646948			
Address		Allah Wali Masjid, Kamalia			
Area (Marla)		1 Marla			
Working Status		Functional	Non- Functional		
Installation Year of Tube Well		2015			
Installation Year of Pump		2015			
Capital Cost of Machinery		Not Available			
Operational Hours		6			
Delivery Pipe	Dia	8 inches			
	Material	Mild Steel			
Chlorinator		Yes	No		


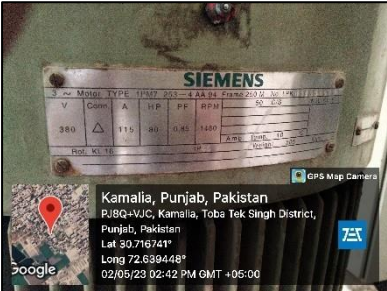




Integrated Development and Asset Management Plan (IDAMP)					
Municipal Committee Kamalia					
Form: IDAMP-A1	Tube Well Asset Condition Assessment			Asset Code: _____ Date: 02-05-2023	
Chlorination Schedule	Once in a Year	After 6 Months	No Schedule		
Apron Around Pump House	Yes		No		
Hoisting Girder	Yes		No		
Civil Structure Condition	Good	Fair	Bad		
Approach to Pump House	Good	Fair	Bad		
Pump Details					
Pump Type	Turbine				
Pump Make	KSB				
Discharge Capacity (Cusec)	2				
Rotational Speed (RPM)	1480				
Housing Dia (inches)	12				
Bore Depth (ft.)	580				
Head (ft.)	200				
Impeller Installation Depth (ft.)	100				
Paint of Pumping Unit	Poor				
Number of Valves	Gate Valve	1			
	Non-Returning Valve	1			
Base Plate	Yes	No			
Electro-Mechanical Equipment Details					
Transformer Capacity (kVA)	100				
Sanctioned Load (Kwh)	61.98				
Motor Power (HP)	80				
Motor Make	Siemens				
MCU	Yes	No			
Earthing of Motor	Yes	No			
Power Wiring	Yes	No			
Service Cable	Yes	No			
Earthing of MCU	Yes	No			
Energy Meter	Yes	No			
Water Meter	Yes	No			
PFI Equipment	Yes	No			
Generator	Yes	No			
Change Over	Yes	No			
Overall Rating					
Average Score	1	2	3	4	5
Asset Condition	Excellent	Good	Fair	Poor	Failing
Category	A	B	C	D	E
Remarks / Requirements					
<ul style="list-style-type: none"> No remarks 					

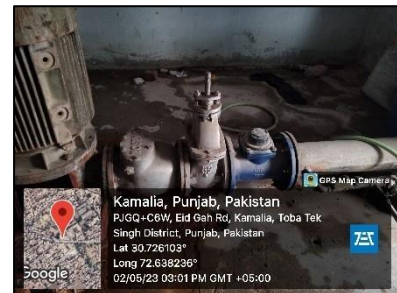




Integrated Development and Asset Management Plan (IDAMP)		
Municipal Committee Kamalia		
Form: IDAMP-A1	Tube Well Asset Condition Assessment	Asset Code: _____ Date: 02-05-2023
Data Collected By: Mr. Tayyab	Designation: Team Member	 Sign & Date: 30 May 2023
Data Checked By: Mr. M. Fiaz	Designation: Team Lead	 Sign & Date: 30 May 2023

Integrated Development and Asset Management Plan (IDAMP)			
Municipal Committee Kamalia			
Form: IDAMP-A1	Tube Well Asset Condition Assessment	Asset Code: _____ Date: 02-05-2023	
Asset Detail		Pictures	
Name		Islampura Chungi no. 6	
Location	Latitude	30.717013	
	Longitude	72.639282	
Address		Islampura Chungi no. 6, Kamalia	
Area (Marla)		1 Marla	
Working Status		Functional	Non- Functional
Installation Year of Tube Well		2015	
Installation Year of Pump		2015	
Capital Cost of Machinery		Not Available	
Operational Hours		6	
Delivery Pipe	Dia	8 Inches	
	Material	Mild Steel	
Chlorinator		Yes	No
Chlorination Schedule		Once in a Year	After 6 Months No Schedule
Apron Around Pump House		Yes	No
Hoisting Girder		Yes	No
Civil Structure Condition		Good	Fair Bad
Approach to Pump House		Good	Fair Bad
Pump Details			
Pump Type		Turbine	
Pump Make		KSB	
Discharge Capacity (Cusec)		2	
Rotational Speed (RPM)		1480	
Housing Dia (inches)		12	
Bore Depth (ft.)		500	





Integrated Development and Asset Management Plan (IDAMP)							
Municipal Committee Kamalia							
Form: IDAMP-A1	Tube Well Asset Condition Assessment			Asset Code: _____ Date: 02-05-2023			
Head (ft.)	200						
Impeller Installation Depth (ft.)	100						
Paint of Pumping Unit	Poor						
Number of Valves	Gate Valve	1					
	Non-Returning Valve	1					
Base Plate	Yes	No					
Electro-Mechanical Equipment Details							
Transformer Capacity (kVA)	100						
Sanctioned Load (Kwh)	61.07						
Motor Power (HP)	80						
Motor Make	Siemens						
MCU	Yes	No					
Earthing of Motor	Yes	No					
Power Wiring	Yes	No					
Service Cable	Yes	No					
Earthing of MCU	Yes	No					
Energy Meter	Yes	No					
Water Meter	Yes	No					
PFI Equipment	Yes	No					
Generator	Yes	No					
Change Over	Yes	No					
Overall Rating							
Average Score	1	2	3	4	5		
Asset Condition	Excellent	Good	Fair	Poor	Failing		
Category	A	B	C	D	E		
Remarks / Requirements							
<ul style="list-style-type: none"> No remarks 							
Data Collected By: Mr. Tayyab		Designation: Team Member		 Sign & Date: 30 May 2023			
Data Checked By: Mr. M. Fiaz		Designation: Team Lead		 Sign & Date: 30 May 2023			



Integrated Development and Asset Management Plan (IDAMP)				
Municipal Committee Kamalia				
Form: IDAMP-A1	Tube Well Asset Condition Assessment			Asset Code: _____ Date: 02-05-2023
Asset Detail			Pictures	
Name		Jhand Shah		
Location	Latitude	30.726158		
	Longitude	72.638271		
Address		Eid Gah Road, Kamalia		
Area (Marla)		1 Marla		
Working Status		Functional	Non- Functional	
Installation Year of Tube Well		2009		
Installation Year of Pump		2009		
Capital Cost of Machinery		Not Available		
Operational Hours		6		
Delivery	Dia	8 inches		
Pipe	Material	Mild Steel		
Chlorinator		Yes	No	
Chlorination Schedule		Once in a Year	After 6 Months	No Schedule
Apron Around Pump House		Yes	No	
Hoisting Girder		Yes	No	
Civil Structure Condition		Good	Fair	Bad
Approach to Pump House		Good	Fair	Bad
Pump Details				
Pump Type		Turbine		
Pump Make		Flow Pak		
Discharge Capacity (Cusec)		1		
Rotational Speed (RPM)		1475		
Housing Dia (inches)		12		
Bore Depth (ft.)		480		
Head (ft.)		200		
Impeller Installation Depth (ft.)		100		
Paint of Pumping Unit		Poor		
Number of Valves	Gate Valve	1		
	Non-Returning Valve	1		
Base Plate		Yes	No	
Electro-Mechanical Equipment Details				
Transformer Capacity (kVA)		100		
Sanctioned Load (Kwh)		37.62		
Motor Power (HP)		50		
Motor Make		Siemens		
MCU		Yes	No	
Earthing of Motor		Yes	No	
Power Wiring		Yes	No	
Service Cable		Yes	No	
Earthing of MCU		Yes	No	
Energy Meter		Yes	No	




Integrated Development and Asset Management Plan (IDAMP)					
Municipal Committee Kamalia					
Form: IDAMP-A1	Tube Well Asset Condition Assessment			Asset Code: _____ Date: 02-05-2023	
Water Meter	Yes	No			
PFI Equipment	Yes	No			
Generator	Yes	No			
Change Over	Yes	No			
Overall Rating					
Average Score	1	2	3	4	5
Asset Condition	Excellent	Good	Fair	Poor	Failing
Category	A	B	C	D	E
Remarks / Requirements					
<ul style="list-style-type: none"> No remarks 					
Data Collected By: Mr. Tayyab		Designation: Team Member		 Sign & Date: 30 May 2023	
Data Checked By: Mr. M. Fiaz		Designation: Team Lead		 Sign & Date: 30 May 2023	

Integrated Development and Asset Management Plan (IDAMP)				
Municipal Committee Kamalia				
Form: IDAMP-A1	Tube Well Asset Condition Assessment			Asset Code: _____ Date: 02-05-2023
Asset Detail			Pictures	
Name		Bhalla Chowk		
Location	Latitude	30.726318		
	Longitude	72.631238		
Address		1 Marla		
Area (Marla)		Bhalla Chowk, Kamalia		
Working Status		Functional	Non- Functional	
Installation Year of Tube Well		2015		
Installation Year of Pump		2015		
Capital Cost of Machinery		Not Available		
Operational Hours		6		
Delivery Pipe	Dia	8 Inches		
	Material	Mild Steel		
Chlorinator		Yes	No	
Chlorination Schedule		Once in a Year	After 6 Months	No Schedule
Apron Around Pump House		Yes	No	
Hoisting Girder		Yes	No	
Civil Structure Condition		Good	Fair	Bad
Approach to Pump House		Good	Fair	Bad
Pump Details				
Pump Type		Turbine		
Pump Make		KSB		
Discharge Capacity (Cusec)		2		
Rotational Speed (RPM)		1480		
Housing Dia (inches)		12		
Bore Depth (ft.)		580		
Head (ft.)		200		
Impeller Installation Depth (ft.)		100		
Paint of Pumping Unit		Good		
Number of Valves	Gate Valve	1		
	Non-Returning Valve	1		
Base Plate		Yes	No	
Electro-Mechanical Equipment Details				
Transformer Capacity (kVA)		100		
Sanctioned Load (Kwh)		64		
Motor Power (HP)		80		
Motor Make		Siemens		
MCU		Yes	No	
Earthing of Motor		Yes	No	
Power Wiring		Yes	No	
Service Cable		Yes	No	



Integrated Development and Asset Management Plan (IDAMP)					
Municipal Committee Kamalia					
Form: IDAMP-A1	Tube Well Asset Condition Assessment			Asset Code: _____ Date: 02-05-2023	
Earthing of MCU	Yes	No			
Energy Meter	Yes	No			
Water Meter	Yes	No			
PFI Equipment	Yes	No			
Generator	Yes	No			
Change Over	Yes	No			
Overall Rating					
Average Score	1	2	3	4	5
Asset Condition	Excellent	Good	Fair	Poor	Failing
Category	A	B	C	D	E
Remarks / Requirements					
<ul style="list-style-type: none"> No remarks 					
Data Collected By: Mr. Tayyab		Designation: Team Member		 Sign & Date: 30 May 2023	
Data Checked By: Mr. M. Fiaz		Designation: Team Lead		 Sign & Date: 30 May 2023	

Integrated Development and Asset Management Plan (IDAMP)					
Municipal Committee Kamalia					
Form: IDAMP-A1	Tube Well Asset Condition Assessment			Asset Code: _____ Date: 02-05-2023	
Asset Detail			Pictures		
Name		Bahlolwala			
Location	Latitude	30.731392			
	Longitude	72.639606			
Address		Ghalla Mandi, Kamalia			
Area (Marla)		1 Marla			
Working Status		Functional	Non- Functional		
Installation Year of Tube Well		2015			
Installation Year of Pump		2015			
Capital Cost of Machinery		Not Available			
Operational Hours		6			
Delivery Pipe	Dia	8 Inches			
	Material	Mild Steel			
Chlorinator		Yes	No		

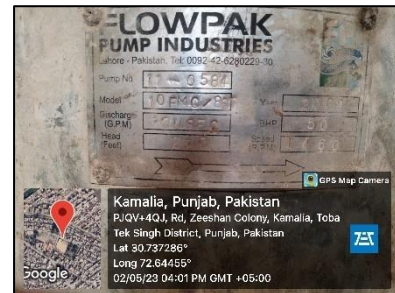




Integrated Development and Asset Management Plan (IDAMP)					
Municipal Committee Kamalia					
Form: IDAMP-A1	Tube Well Asset Condition Assessment			Asset Code: _____ Date: 02-05-2023	
Chlorination Schedule	Once in a Year	After 6 Months	No Schedule		
Apron Around Pump House	Yes		No		
Hoisting Girder	Yes		No		
Civil Structure Condition	Good	Fair	Bad		
Approach to Pump House	Good	Fair	Bad		
Pump Details					
Pump Type	Turbine				
Pump Make	KSB				
Discharge Capacity (Cusec)	2				
Rotational Speed (RPM)	1480				
Housing Dia (inches)	12				
Bore Depth (ft.)	580				
Head (ft.)	200				
Impeller Installation Depth (ft.)	100				
Paint of Pumping Unit	Poor				
Number of Valves	Gate Valve	1			
	Non-Returning Valve	1			
Base Plate	Yes	No			
Electro-Mechanical Equipment Details					
Transformer Capacity (kVA)	100				
Sanctioned Load (Kwh)	64				
Motor Power (HP)	80				
Motor Make	Siemens				
MCU	Yes	No			
Earthing of Motor	Yes	No			
Power Wiring	Yes	No			
Service Cable	Yes	No			
Earthing of MCU	Yes	No			
Energy Meter	Yes	No			
Water Meter	Yes	No			
PFI Equipment	Yes	No			
Generator	Yes	No			
Change Over	Yes	No			
Overall Rating					
Average Score	1	2	3	4	5
Asset Condition	Excellent	Good	Fair	Poor	Failing
Category	A	B	C	D	E
Remarks / Requirements					
<ul style="list-style-type: none"> No remarks 					





Integrated Development and Asset Management Plan (IDAMP)		
Municipal Committee Kamalia		
Form: IDAMP-A1	Tube Well Asset Condition Assessment	Asset Code: _____ Date: 02-05-2023
<i>Data Collected By: Mr. Tayyab</i>	<i>Designation: Team Member</i>	 Sign & Date: 30 May 2023
<i>Data Checked By: Mr. M. Fiaz</i>	<i>Designation: Team Lead</i>	 Sign & Date: 30 May 2023

Integrated Development and Asset Management Plan (IDAMP)				
Municipal Committee Kamalia				
Form: IDAMP-A1	Tube Well Asset Condition Assessment			Asset Code: _____ Date: 02-05-2023
Asset Detail				Pictures
Name		Zeeshan Colony OHR		
Location	Latitude	30.736693		
	Longitude	72.644384		
Address		Main Colony Road, Kamalia		
Area (Marla)		1 Marla		
Working Status		Functional	Non- Functional	
Installation Year of Tube Well		2008		
Installation Year of Pump		2008		
Capital Cost of Machinery		Not Available		
Operational Hours		6		
Delivery Pipe	Dia	8 Inches		
	Material	Mild Steel		
Chlorinator		Yes	No	
Chlorination Schedule		Once in a Year	After 6 Months	No Schedule
Apron Around Pump House		Yes	No	
Hoisting Girder		Yes	No	
Civil Structure Condition		Good	Fair	Bad
Approach to Pump House		Good	Fair	Bad
Pump Details				
Pump Type		Turbine		
Pump Make		Flow Pak		
Discharge Capacity (Cusec)		1		
Rotational Speed (RPM)		1460		
Housing Dia (inches)		12		
Bore Depth (ft.)		480		
Head (ft.)		200		
Impeller Installation Depth (ft.)		100		
Paint of Pumping Unit		Poor		
Number of Valves	Gate Valve	1		
	Non-Returning Valve	1		
Base Plate		Yes	No	
Electro-Mechanical Equipment Details				
Transformer Capacity (kVA)		100		
Sanctioned Load (Kwh)		37.62		
Motor Power (HP)		50		
Motor Make		Siemens		
MCU		Yes	No	
Earthing of Motor		Yes	No	
Power Wiring		Yes	No	
Service Cable		Yes	No	
Earthing of MCU		Yes	No	
Energy Meter		Yes	No	




Integrated Development and Asset Management Plan (IDAMP)					
Municipal Committee Kamalia					
Form: IDAMP-A1	Tube Well Asset Condition Assessment			Asset Code: _____ Date: 02-05-2023	
Water Meter	Yes	No			
PFI Equipment	Yes	No			
Generator	Yes	No			
Change Over	Yes	No			
Overall Rating					
Average Score	1	2	3	4	5
Asset Condition	Excellent	Good	Fair	Poor	Failing
Category	A	B	C	D	E
Remarks / Requirements					
<ul style="list-style-type: none"> No remarks 					
Data Collected By: Mr. Tayyab		Designation: Team Member		 Sign & Date: 30 May 2023	
Data Checked By: Mr. M. Fiaz		Designation: Team Lead		 Sign & Date: 30 May 2023	

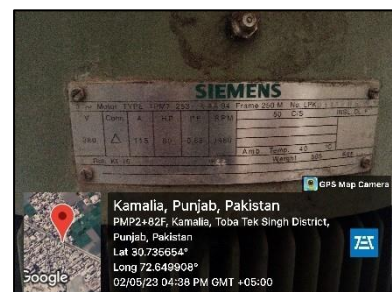
Integrated Development and Asset Management Plan (IDAMP)					
Municipal Committee Kamalia					
Form: IDAMP-A1	Tube Well Asset Condition Assessment			Asset Code: _____ Date: 02-05-2023	
Asset Detail			Pictures		
Name		Slaughter House			
Location	Latitude	30.73775			
	Longitude	72.630032			
Address		Nilkian Wali Road, Kamalia			
Area (Marla)		1 Marla			
Working Status		Functional	Non- Functional		
Installation Year of Tube Well		2021			
Installation Year of Pump		2021			
Capital Cost of Machinery		Not Available			
Operational Hours		6			
Delivery Pipe	Dia	8 Inches			
	Material	Mild Steel			
Chlorinator		Yes	No		
Chlorination Schedule		Once in a Year	After 6 Months	No Schedule	
Apron Around Pump House		Yes	No		
					



Integrated Development and Asset Management Plan (IDAMP)					
Municipal Committee Kamalia					
Form: IDAMP-A1	Tube Well Asset Condition Assessment			Asset Code: _____ Date: 02-05-2023	
Hoisting Girder	Yes			No	
Civil Structure Condition	Good	Fair	Bad		
Approach to Pump House	Good	Fair	Bad		
Pump Details					
Pump Type	Turbine				
Pump Make	KSB				
Discharge Capacity (Cusec)	2				
Rotational Speed (RPM)	1450				
Housing Dia (inches)	12				
Bore Depth (ft.)	580				
Head (ft.)	200				
Impeller Installation Depth (ft.)	100				
Paint of Pumping Unit	Good				
Number of Valves	Gate Valve	1			
	Non-Returning Valve	1			
Base Plate	Yes			No	
Electro-Mechanical Equipment Details					
Transformer Capacity (kVA)	100				
Sanctioned Load (Kwh)	61				
Motor Power (HP)	80				
Motor Make	Siemens				
MCU	Yes			No	
Earthing of Motor	Yes			No	
Power Wiring	Yes			No	
Service Cable	Yes			No	
Earthing of MCU	Yes			No	
Energy Meter	Yes			No	
Water Meter	Yes			No	
PFI Equipment	Yes			No	
Generator	Yes			No	
Change Over	Yes			No	
Overall Rating					
Average Score	1	2	3	4	5
Asset Condition	Excellent	Good	Fair	Poor	Failing
Category	A	B	C	D	E
Remarks / Requirements					
<ul style="list-style-type: none"> No remarks 					
Data Collected By: Mr. Tayyab		Designation: Team Member		 Sign & Date: 30 May 2023	




Integrated Development and Asset Management Plan (IDAMP)		
Municipal Committee Kamalia		
Form: IDAMP-A1	Tube Well Asset Condition Assessment	Asset Code: _____ Date: 02-05-2023
Data Checked By: Mr. M. Fiaz	Designation: Team Lead	 Sign & Date: 30 May 2023

Integrated Development and Asset Management Plan (IDAMP)				
Municipal Committee Kamalia				
Form: IDAMP-A1	Tube Well Asset Condition Assessment			Asset Code: _____ Date: 02-05-2023
Asset Detail			Pictures	
Name		Maikan Wali Chungi		
Location	Latitude	30.738135		
	Longitude	72.641725		
Address		Main Colony Road, Kamalia		
Area (Marla)		1 Marla		
Working Status		Functional	Non- Functional	
Installation Year of Tube Well		2015		
Installation Year of Pump		2015		
Capital Cost of Machinery		Not Available		
Operational Hours		6		
Delivery Pipe	Dia	8 Inches		
	Material	Mild Steel		
Chlorinator		Yes	No	
Chlorination Schedule		Once in a Year	After 6 Months	No Schedule
Apron Around Pump House		Yes	No	
Hoisting Girder		Yes	No	
Civil Structure Condition		Good	Fair	Bad
Approach to Pump House		Good	Fair	Bad
Pump Details				
Pump Type		Turbine		
Pump Make		KSB		
Discharge Capacity (Cusec)		2		
Rotational Speed (RPM)		1480		
Housing Dia (inches)		12		
Bore Depth (ft.)		580		
Head (ft.)		200		
Impeller Installation Depth (ft.)		100		
Paint of Pumping Unit		Poor		
Number of Valves	Gate Valve	1		
	Non-Returning Valve	1		
Base Plate		Yes	No	
Electro-Mechanical Equipment Details				
Transformer Capacity (kVA)		100		
Sanctioned Load (Kwh)		64		
Motor Power (HP)		80		
Motor Make		Siemens		
MCU		Yes	No	
Earthing of Motor		Yes	No	
Power Wiring		Yes	No	
Service Cable		Yes	No	





Integrated Development and Asset Management Plan (IDAMP)					
Municipal Committee Kamalia					
Form: IDAMP-A1	Tube Well Asset Condition Assessment			Asset Code: _____ Date: 02-05-2023	
Earthing of MCU	Yes	No			
Energy Meter	Yes	No			
Water Meter	Yes	No			
PFI Equipment	Yes	No			
Generator	Yes	No			
Change Over	Yes	No			
Overall Rating					
Average Score	1	2	3	4	5
Asset Condition	Excellent	Good	Fair	Poor	Failing
Category	A	B	C	D	E
Remarks / Requirements					
<ul style="list-style-type: none"> No remarks 					
Data Collected By: Mr. Tayyab		Designation: Team Member		 Sign & Date: 30 May 2023	
Data Checked By: Mr. M. Fiaz		Designation: Team Lead		 Sign & Date: 30 May 2023	


Integrated Development and Asset Management Plan (IDAMP)						
Municipal Committee Kamalia						
Form: IDAMP-A1	Tube Well Asset Condition Assessment			Asset Code: _____ Date: 02-05-2023		
Asset Detail			Pictures			
Name		Ravi Town				
Location	Latitude	30.729137				
	Longitude	72.661998				
Address		Mamu Kanjun Road, Kamalia				
Area (Marla)		1 Marla				
Working Status		Functional	Non- Functional			
Installation Year of Tube Well		2015				
Installation Year of Pump		2015				
Capital Cost of Machinery		Not Available				
Operational Hours		6				
Delivery Pipe	Dia	8 Inches				
	Material	Mild Steel				
Chlorinator		Yes	No			



Integrated Development and Asset Management Plan (IDAMP)					
Municipal Committee Kamalia					
Form: IDAMP-A1	Tube Well Asset Condition Assessment			Asset Code: _____ Date: 02-05-2023	
Chlorination Schedule	Once in a Year	After 6 Months	No Schedule		
Apron Around Pump House	Yes		No		
Hoisting Girder	Yes		No		
Civil Structure Condition	Good	Fair	Bad		
Approach to Pump House	Good	Fair	Bad		
Pump Details					
Pump Type	Turbine				
Pump Make	KSB				
Discharge Capacity (Cusec)	2				
Rotational Speed (RPM)	1480				
Housing Dia (inches)	12				
Bore Depth (ft.)	580				
Head (ft.)	200				
Impeller Installation Depth (ft.)	100				
Paint of Pumping Unit	Poor				
Number of Valves	Gate Valve	1			
	Non-Returning Valve	1			
Base Plate	Yes	No			
Electro-Mechanical Equipment Details					
Transformer Capacity (kVA)	100				
Sanctioned Load (Kwh)	64				
Motor Power (HP)	80				
Motor Make	Siemens				
MCU	Yes	No			
Earthing of Motor	Yes	No			
Power Wiring	Yes	No			
Service Cable	Yes	No			
Earthing of MCU	Yes	No			
Energy Meter	Yes	No			
Water Meter	Yes	No			
PFI Equipment	Yes	No			
Generator	Yes	No			
Change Over	Yes	No			
Overall Rating					
Average Score	1	2	3	4	5
Asset Condition	Excellent	Good	Fair	Poor	Failing
Category	A	B	C	D	E
Remarks / Requirements					
<ul style="list-style-type: none"> • No remarks 					



Integrated Development and Asset Management Plan (IDAMP)		
Municipal Committee Kamalia		
Form: IDAMP-A1	Tube Well Asset Condition Assessment	Asset Code: _____ Date: 02-05-2023
Data Collected By: Mr. Tayyab	Designation: Team Member	 Sign & Date: 30 May 2023
Data Checked By: Mr. M. Fiaz	Designation: Team Lead	 Sign & Date: 30 May 2023

Integrated Development and Asset Management Plan (IDAMP)			
Municipal Committee Kamalia			
Form: IDAMP-A1	Tube Well Asset Condition Assessment	Asset Code: _____ Date: 02-05-2023	
Asset Detail		Pictures	
Name		Zeeshan Colony	
Location	Latitude	30.736693	
	Longitude	72.644384	
Address		Main Colony Road, Kamalia	
Area (Marla)		1 Marla	
Working Status		Abandoned	
Installation Year of Tube Well		2008	
Installation Year of Pump		2008	
Capital Cost of Machinery			
Operational Hours			
Delivery Pipe	Dia		
	Material		
Chlorinator		Yes	No
Chlorination Schedule		Once in a Year	After 6 Months
Apron Around Pump House		Yes	No
Hoisting Girder		Yes	No
Civil Structure Condition		Good	Fair
Approach to Pump House		Good	Fair
Bad		Bad	Bad
Pump Details			
Pump Type			
Pump Make			
Discharge Capacity (Cusec)			
Rotational Speed (RPM)			
Housing Dia (inches)			
Bore Depth (ft.)			
Head (ft.)			






Integrated Development and Asset Management Plan (IDAMP)					
Municipal Committee Kamalia					
Form: IDAMP-A1	Tube Well Asset Condition Assessment			Asset Code: _____ Date: 02-05-2023	
Impeller Installation Depth (ft.)					
Paint of Pumping Unit					
Number of Valves	Gate Valve				
	Non-Returning Valve				
Base Plate	Yes			No	
Electro-Mechanical Equipment Details					
Transformer Capacity (kVA)					
Sanctioned Load (Kwh)					
Motor Power (HP)					
Motor Make					
MCU	Yes			No	
Earthing of Motor	Yes			No	
Power Wiring	Yes			No	
Service Cable	Yes			No	
Earthing of MCU	Yes			No	
Energy Meter	Yes			No	
Water Meter	Yes			No	
PFI Equipment	Yes			No	
Generator	Yes			No	
Change Over	Yes			No	
Overall Rating					
Average Score	1	2	3	4	5
Asset Condition	Excellent	Good	Fair	Poor	Failing
Category	A	B	C	D	E
Remarks / Requirements					
<ul style="list-style-type: none"> No remarks 					
Data Collected By: Mr. Tayyab		Designation: Team Member		 Sign & Date: 30 May 2023	
Data Checked By: Mr. M. Fiaz		Designation: Team Lead		 Sign & Date: 30 May 2023	




B. OHR

Sr #	Name	Age (Years)	Capacity (Gallons)	Condition	Status	Book Value (PKR Mil)
1	Zeeshan Colony	43	20,000	Fair	Functional	0.4
2	Near MC office	50	50,000	Fair	Functional	0
3	Mohalla Muslim Sheikhan	7	500,000	Excellent	Functional	4



Integrated Development And Asset Management Plan (IDAMP)					
Municipal Committee Kamalia					
Form: IDAMP-A2		Over Head Reservoir Asset Condition Assessment		Asset Code: _____	
				Date: 02-05-2023	
Name		MC Office			
Location	Latitude	30.725396			
	Longitude	72.649129			
Address		Iqbal Bazaar, Kamalia			
Year of Construction		1973			
Capacity (UK Gallons)		50,000			
Cleaning Frequency (Per Year)		2			
Type of Structure		Masonry			
Structure Condition		Good	Fair		Poor
Tank Conditions		Good	Fair		Poor
Number of Valves	Sluice Valve	4			
	Non-Returning Valve	1			
Working Status		Functional	Non-Functional		
Rising Main	Dia	10 Inches			
	Material	Mild Steel			
Delivery Main	Dia	12 Inches			
	Material	Mild Steel			
Overflow & Scour Pipe	Dia	6 Inches			
	Material	Mild Steel			
Sluice Valve	Rising Main	Yes	No		
	Delivery Main	Yes	No		
	Scour Pipe	Yes	No		
	Overflow Pipe	Yes	No		
Stair Case		Yes	No		
Apron Around OHR		Yes	No		
Tank Top Railing		Yes	No		
Top Indication Light		Yes	No		
Lightening Arrester		Yes	No		
Boundary Wall & Gate		Yes	No		
Overflow Disposal Arrangements		Yes	No		
Approach to OHR		Good	Fair	Bad	


Overall Rating					
Average Score	1	2	3	4	5
Asset Condition	Excellent	Good	Fair	Poor	Failing
Category	A	B	C	D	E
Remarks / Requirements					
<ul style="list-style-type: none"> Overall, the condition of OHR is fair but the structure has outlived its life and needs reconstruction. 					
Data Collected By: Mr. Tayyab		Designation: Team Member		 Sign & Date: 30 May 2023	
Data Checked By: Mr. M. Fiaz		Designation: Team Lead		 Sign & Date: 30 May 2023	

Integrated Development And Asset Management Plan (IDAMP)						
Municipal Committee Kamalia						
Form: IDAMP-A2		Over Head Reservoir Asset Condition Assessment		Asset Code: _____ Date: 02-05-2023		
Name		Zeeshan Colony		Pictures		
Location	Latitude	30.737508				
	Longitude	72.644229				
Address		Zeeshan Colony				
Year of Construction		1980				
Capacity (UK Gallons)		20,000				
Cleaning Frequency (Per Year)		2				
Type of Structure		Masonry				
Structure Condition		Good	Fair			Poor
Tank Conditions		Good	Fair			Poor
Number of Valves	Sluice Valve	4				
	Non-Returning Valve	1				
Working Status		Functional	Non-Functional			
Rising Main	Dia	6 Inches				
	Material	Mild Steel				
Delivery Main	Dia	6 Inches				
	Material	Mild Steel				
Overflow & Scour Pipe	Dia	6 Inches				
	Material	Mild Steel				
Sluice Valve	Rising Main	Yes	No			
	Delivery Main	Yes	No			
	Scour Pipe	Yes	No			
	Overflow Pipe	Yes	No			

Stair Case	Yes	No			
Apron Around OHR	Yes	No			
Tank Top Railing	Yes	No			
Top Indication Light	Yes	No			
Lightening Arrester	Yes	No			
Boundary Wall & Gate	Yes	No			
Overflow Disposal Arrangements	Yes	No			
Approach to OHR	Good	Fair	Bad		
Overall Rating					
Average Score	1	2	3	4	5
Asset Condition	Excellent	Good	Fair	Poor	Failing
Category	A	B	C	D	E
Remarks / Requirements					
<ul style="list-style-type: none"> Overall, the condition of OHR is fair but the structure has outlived its life and needs reconstruction. 					
Data Collected By: Mr. Tayyab		Designation: Team Member		 Sign & Date: 30 May 2023	
Data Checked By: Mr. M. Fiaz		Designation: Team Lead		 Sign & Date: 30 May 2023	



Integrated Development And Asset Management Plan (IDAMP)					
Municipal Committee Kamalia					
Form: IDAMP-A2		Over Head Reservoir Asset Condition Assessment			Asset Code: _____
					Date: 02-05-2023
Name		Bahlol wala		Pictures	
Location	Latitude	30.731267			
	Longitude	72.63894			
Address		Bahlolwala, Kamalia			
Year of Construction		2016			
Capacity (UK Gallons)		500,000			
Cleaning Frequency (Per Year)		3			
Type of Structure		RCC			
Structure Condition		Good	Fair		
Tank Conditions		Good	Fair	Poor	
Sluice Valve		4			

Number of Valves	Non-Returning Valve	1			
Working Status		Functional	Non-Functional		
Rising Main	Dia	8 Inches			
	Material	Mild Steel			
Delivery Main	Dia	6 Inches			
	Material	Mild Steel			
Overflow & Scour Pipe	Dia	6 Inches			
	Material	Mild Steel			
Sluice Valve	Rising Main	Yes	No		
	Delivery Main	Yes	No		
	Scour Pipe	Yes	No		
	Overflow Pipe	Yes	No		
Stair Case		Yes	No		
Apron Around OHR		Yes	No		
Tank Top Railing		Yes	No		
Top Indication Light		Yes	No		
Lightening Arrester		Yes	No		
Boundary Wall & Gate		Yes	No		
Overflow Disposal Arrangements		Yes	No		
Approach to OHR		Good	Fair	Bad	
Overall Rating					
Average Score	1	2	3	4	5
Asset Condition	Excellent	Good	Fair	Poor	Failing
Category	A	B	C	D	E
Remarks / Requirements					
<ul style="list-style-type: none"> Overall, the condition of OHR is excellent. 					
Data Collected By: Mr. Tayyab		Designation: Team Member		 Sign & Date: 30 May 2023	
Data Checked By: Mr. M. Fiaz		Designation: Team Lead		 Sign & Date: 30 May 2023	



C. Water Supply Network



Sr #	Dia	Length (meter)	Age (Years)	Condition	Material	Book Value (PKR Mil)
1	3"	167,421	16	Fair	UPVC	3.67
2	4"	21,746	16	Fair	UPVC	0.62
3	6"	45,721	16	Fair	UPVC	2.06
4	8"	17,335	16	Fair	UPVC	1.31
5	10"	3,355	16	Fair	UPVC	0.36
6	12"	1,194	16	Fair	UPVC	0.16
7	14"	928	16	Fair	UPVC	0.14
8	16"	1196	16	Fair	UPVC	0.24
9	3"	107,900	8-9.	Excellent	UPVC	2.36
10	4"	17,543	8-9.	Excellent	UPVC	0.50
11	6"	37,618	8-9.	Excellent	UPVC	1.69
12	8"	15,432	8-9.	Excellent	UPVC	1.17
13	10"	2,621	8-9.	Excellent	UPVC	0.28
14	12"	1,087	8-9.	Excellent	UPVC	0.15
15	14"	113	8-9.	Excellent	UPVC	0.02
16	16"	67	8-9.	Excellent	UPVC	0.01


Integrated Development And Asset Management Plan (IDAMP)				
Municipal Committee Kamalia				
Form: IDAMP-A5	Water Supply Network Asset Condition Assessment			Asset Code: _____ Date: 02-05-2023
Description	Area (Acres)		Percentage	
Served Area	3746		54.7	
Contaminated Area	--		--	
Water Shortage Area	--		--	
Unserved Area	3100		45.2	
Latest water quality analysis carried out for community network?		Yes	No	
If yes, which lab and parameters?		Not-Available		
Findings of water quality analysis?		Not-Available		
In case of any parameter above the permissible limit of PEQs, which steps are taken to provide safe drinking water to the consumers?		Not-Available		
Any complaints of water contamination received from the consumers?		Yes	No	
If yes, which steps were taken to resolve the complaints?		Three complaints were received regarding water supply problem and they were all resolved.		
Pipe Dia (Inches)	Pipe Material	Length (km)	Year of Laying	Age of Pipe
3"	UPVC	51.027	2007	16
4"	UPVC	6.628	2007	16
6"	UPVC	13.935	2007	16
8"	UPVC	5.283	2007	16
10"	UPVC	1.023	2007	16
12"	UPVC	0.364	2007	16
14"	UPVC	0.283	2007	16
16"	UPVC	0.365	2007	16
3"	UPVC	32.886	2014-2015	8-9
4"	UPVC	5.347	2014-2015	8-9
6"	UPVC	11.465	2014-2015	8-9
8"	UPVC	4.703	2014-2015	8-9
10"	UPVC	0.799	2014-2015	8-9
12"	UPVC	0.331	2014-2015	8-9
14"	UPVC	0.034	2014-2015	8-9
16"	UPVC	0.020	2014-2015	8-9
Remarks / Requirements				
• No remarks				
Data Collected By: Mr. Tayyab		Designation: Team Member		 Sign & Date: 30 May 2023
Data Checked By: Mr. M. Fiaz		Designation: Team Lead		

		Sign & Date: 30 May 2023
--	--	--------------------------

D. Vehicles/ Machinery

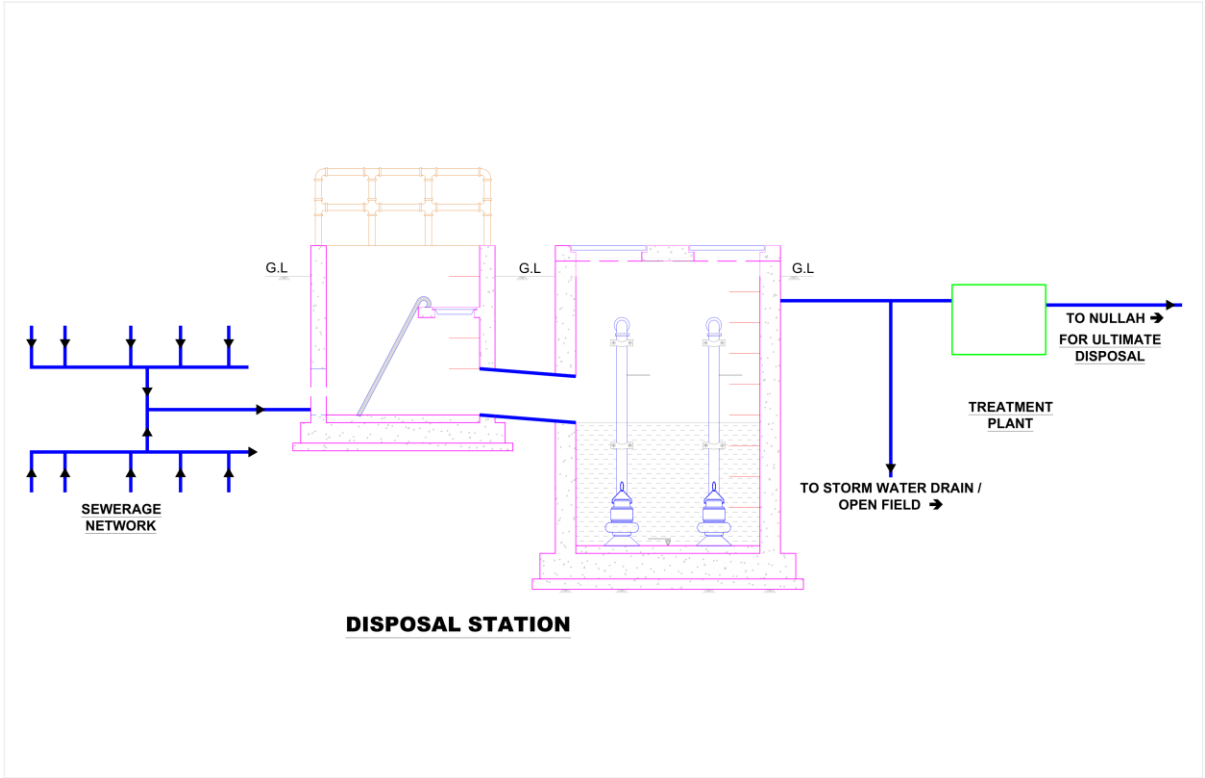
Sr #	Name	Registration Number	Age (Years)	Capacity	Condition	Status	Book Value (PKR Mil)
1	Water Bowser #01	Vehicle #07	21	75 HP, 500 Gallons	Fair	Functional	0.3

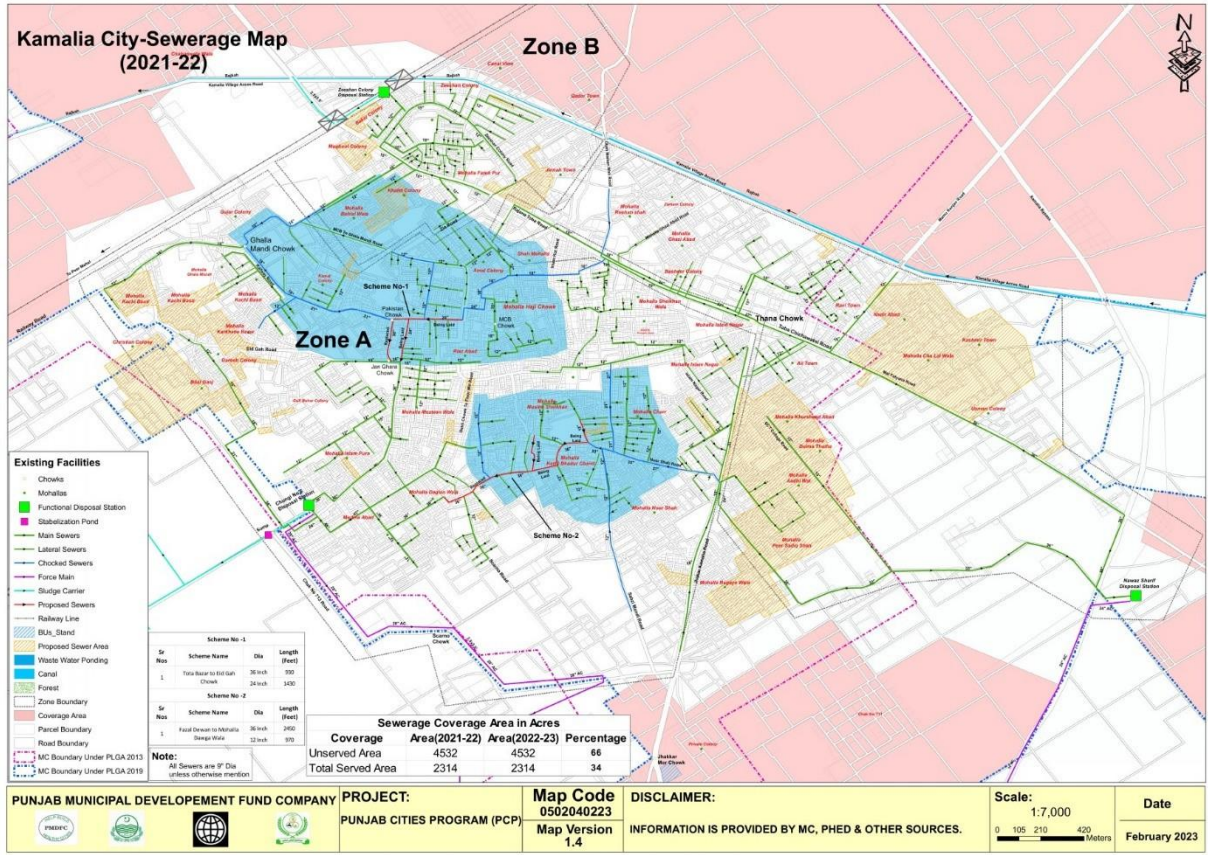
Integrated Development and Asset Management Plan (IDAMP)		
Municipal Committee Kamalia		
Form: IDAMP-A16	Moveable Asset Asset Condition Assessment	Asset Code: _____ Date: 02-05-2023
Type of Vehicle / Machinery	Pictures	
Water Bowser		
Capacity	500 Gallons	
Purpose	Water Supply	
Year of Manufacturing	2002	
Model	MF 260 Turbo	
Capital Cost	--	
Fuel Consumption (litre/month)	287	
Condition	Fair	
Engine Capacity	75 hp	
Maintenance Cost	2,500	
Oiling /Fitness	Yes	
Fitness Certificate	No	
Registered	Yes	
Remarks / Requirements		
<ul style="list-style-type: none"> No remarks 		
Data Collected By: Mr. Tayyab	Designation: Team Member	 Sign & Date: 30 May 2023

Data Checked By: Mr. M. Fiaz	Designation: Team Lead	 Sign & Date: 30 May 2023
------------------------------	------------------------	---

2. Sewerage

Key Components of a Sewerage System







A. Sewerage Network

Sr #	Dia	Length (meter)	Age (Years)	Condition	Material	Book Value (PKR Mil)
1	9"	27,755	40	Failing	RCC	0
2	12"	9,244	40	Failing		0
3	15"	6,051	40	Failing		0
4	18"	4,685	40	Failing		0
5	21"	3,047	40	Failing		0
6	24"	7,949	40	Failing		0
7	27"	2,883	40	Failing		0
8	30"	2,538	40	Failing		0
9	33"	1,379	40	Failing		0
10	36"	5,302	40	Failing		0
11	42"	156	40	Failing		0
12	48"	186	40	Failing		0
13	24"	246	1	Excellent		0.17
14	36"	164	1	Excellent		0.26

Integrated Development and Asset Management Plan (IDAMP)					
Municipal Committee Kamalia					
Form: IDAMP-A6	Sewerage Network Asset Condition Assessment			Asset Code: _____ Date: 02-05-2023	
Description	Area (Acres)		Percentage		
Served Area	2,314		34		
Flooded Area	--		--		
Unserved Area	4,532		66		
Type and number of complaints received to MC regarding sewerage system?	45 complaints were received regarding sewerage problems.				
Steps considered by MC to resolve the complaints	All of them were resolved.				
Pipe Dia (Inches)	Pipe Material	Length (m)	No. of Manholes	Year of Laying	Age of Pipe
9"	RCC	27,755	1821	1983	40
12"	RCC	9,244	303	1983	40
15"	RCC	6,051	132	1983	40
18"	RCC	4,685	77	1983	40
21"	RCC	3,047	40	1983	40
24"	RCC	7,949	104	1983	40

27"	RCC	2,883	32	1983	40
30"	RCC	2,538	28	1983	40
33"	RCC	1,379	15	1983	40
36"	RCC	5,302	58	1983	40
42"	RCC	156	2	1983	40
48"	RCC	186	2	1983	40
24"	RCC	246	3	2022	1
36"	RCC	164	2	2022	1
Remarks / Requirements					
<ul style="list-style-type: none"> Replace the sewerage distribution pipelines that have exceeded their expected lifespan based on Watson criteria to ensure continued functionality and prevent potential failures. 					
Data Collected By: Mr. Tayyab		Designation: Team Member		 Sign & Date: 30 May 2023	
Data Checked By: Mr. M. Fiaz		Designation: Team Lead		 Sign & Date: 30 May 2023	



B. Disposal Station

Sr #	Name	Age (Years)		Nos. of pump	Discharge Each (Cusec)	Motor hp	Pump Make	Motor Make	Condition	Status	Book Value (PKR Mil)
		Civil Structure	Pump								
1	Islampura	38	6	5	5	75	KSB	Siemens	Fair	Functional	0.8
2	Zeeshan Colony	33	33	(1x submersible) + (2x non-clogging)	1x1.5 cusecs+2x4 cusecs	25x1+50x2	Peco	Peco	Fair	Functional	0.5
3	Nawaz Sharif	8	8	4	3x5 cusecs+1x3 cusecs	60x3+40x1	KSB	Siemens	Good	Functional	1.3

Integrated Development and Asset Management Plan (IDAMP)												
Municipal Committee Kamalia												
Form: IDAMP-A7		Sewerage Disposal Station Asset Condition Assessment					Asset Code: _____			Date: 02-05-2023		
Asset Detail						Pictures						
Name		IslamPura								<p>Kamalia, Punjab, Pakistan RJBQ+P2F, مہین بازار روڈ, Kamalia, Toba Tek Singh District, Punjab, Pakistan Lat: 30.719596° Long: 72.637113° 02/05/23 02:03 PM GMT +05:00</p>		
Location		Latitude		30.719879				Longitude			72.636963	
		Longitude		72.636963								
Address		Main Bazaar Road, Kamalia										
Area (Acres)		1.5										
Installation Year		1985										
Capital Cost of Machinery												
Outfall Drain Sewer		Dia		48 Inches				Material			RCC	
		Material		RCC								
Screening Chamber		No. of Screens		4				Screen Condition			Good Fair Poor	
		Screen Condition		Good		Fair		Poor				
		Chamber Structure		Masonry								
Wet Wells		Number		3				Shape		Rectangular Circular		
		Shape		Rectangular		Circular						
		Size		30' depth, 14' dia								
		Structure		Masonry				RCC				
Force main		Railing		Yes				No				
		No. of Force main		1				Dia		28 inches		
		Material		AC								
		Starting Point		Dry Well								
		Ending Point		Open Field								
Sullage Carrier		Length										
		Size						Shape		No Sullage Carrier		
										<p>Kamalia, Punjab, Pakistan RJBQ+P2F, مہین بازار روڈ, Kamalia, Toba Tek Singh District, Punjab, Pakistan Lat: 30.719595° Long: 72.637122° 02/05/23 02:03 PM GMT +05:00</p>		
										<p>Kamalia, Punjab, Pakistan RJBQ+P2F, مہین بازار روڈ, Kamalia, Toba Tek Singh District, Punjab, Pakistan Lat: 30.719762° Long: 72.637008° 02/05/23 02:04 PM GMT +05:00</p>		



Integrated Development and Asset Management Plan (IDAMP)					
	Length				
	Condition				
Delivery Pipe	Dia	12 inches			
	Material	CI			
Suction Pipe	Dia	12 inches			
	Material	CI			
Number of Valves	Sluice Valves	10			
	Non-Return Valves	5			
	Penstock Valves	6			
Ultimate Disposal		Open Field			
Civil Structure Condition		Good	Fair	Poor	
Control Room Structure		Good	Fair	Poor	
Discharge Box Structure		Good	Fair	Poor	
Approach to Pump House		Good	Fair	Poor	
Hoisting Girder		Yes		No	
Boundary Wall & Gate		Yes		No	
Treatment of Sewage		Yes		No	
Wastewater daily discharge in m ³ /day? (based on available information at MC)		10,227			
Electro-Mechanical Equipment Details					
Number of WAPDA Feeders		2			
Transformer Capacity (kVA)		200			
Number of MCU		5			
Sanctioned Load (kWh)		135 & 142			
Power Factor Improvement Equipment		Yes		No	
Service Cable		Yes		No	
Power Wiring		Yes		No	
Earthing of Motor		Yes		No	
Earthing of MCU		Yes		No	
Generator Availability		Yes		No	
Light Wiring of Pump House		Yes		No	
Change Over		Yes		No	
Pump Detail					
		Pump A		Pump B	
Pump Type		Centrifugal/ Non-Clogging		Centrifugal/ Non-Clogging	
Pump Brand		KSB		KSB	
Pump Paint		Fair		Fair	
Motor Brand		Siemens		Siemens	
Installation Year of Pump		2017		2017	
Discharge Capacity (Cusecs)		5		5	
Rotational Speed (RPM)		980		980	
Head (ft.)		66		66	
Motor Power (HP)		75		75	
Pump Daily Running Time (Hours)		4		4	
Base Plate		Yes		No	
		Pump C		Pump D	
		Pump D		Pump E	





Integrated Development and Asset Management Plan (IDAMP)							
Pump Type		Centrifugal/ Non-Clogging		Centrifugal/ Non-Clogging		Centrifugal/ Non-Clogging	
Pump Brand		KSB		KSB		KSB	
Pump Paint		Fair		Fair		Fair	
Motor Brand		Siemens		Siemens		Siemens	
Installation Year of Pump		2017		2017		2017	
Discharge Capacity (Cusecs)		5		5		5	
Rotational Speed (RPM)		980		980		980	
Head (ft.)		66		66		66	
Motor Power (HP)		75		75		75	
Pump Daily Running Time (Hours)		4		4		4	
Base Plate		Yes	No	Yes	No	Yes	No
Number of Valves	Sluice Valve	10					
	Non-Returning Valve	5					
Overall Rating							
Average Score	1	2	3	4	5		
Asset Condition	Excellent	Good	Fair	Poor	Failing		
Category	A	B	C	D	E		
Remarks / Requirements							
<ul style="list-style-type: none"> No remarks 							
Data Collected By: Mr. Tayyab		Designation: Team Member			 Sign & Date: 30 May 2023		
Data Checked By: Mr. M. Fiaz		Designation: Team Lead			 Sign & Date: 30 May 2023		

Integrated Development and Asset Management Plan (IDAMP)						
Municipal Committee Kamalia						
Form: IDAMP-A7	Sewerage Disposal Station Asset Condition Assessment				Asset Code: _____ Date: 02-05-2023	
Asset Detail					Pictures	
Name		Zeeshan Colony				
Location	Latitude	30.737959				
	Longitude	72.641781				
Address		Main Colony Road, Zeeshan Colony, Kamalia				
Area (Acres)		0.6				
Installation Year		1990				
Capital Cost of Machinery						
	Dia	42 inches				






Integrated Development and Asset Management Plan (IDAMP)				
Outfall Drain Sewer	Material	RCC		
Screening Chamber	No. of Screens	1		
	Screen Condition	Good	Fair	Poor
	Chamber Structure	Masonry		
Wet Wells	Number	2		
	Shape	Rectangular	Circular	
	Size	30' depth, 20' dia		
	Structure	Masonry	RCC	
	Railing	Yes	No	
Force mains	No. of Force main	1		
	Dia	28"		
	Material	AC		
	Starting Point			
	Ending Point			
	Length			
Sullage Carrier	Size	2.5"x 3.0"		
	Shape	Rectangular		
	Length			
	Condition	Fair		
Delivery Pipe	Dia	12 inches		
	Material	CI		
Suction Pipe	Dia	12 inches		
	Material	CI		
Number of Valves	Sluice Valves	5		
	Non-Return Valves	3		
	Penstock Valves	2		
Ultimate Disposal	Open Field			
Civil Structure Condition	Good	Fair	Poor	
Control Room Structure	Good	Fair	Poor	
Discharge Box Structure	Good	Fair	Poor	
Approach to Pump House	Good	Fair	Poor	
Hoisting Girder	Yes		No	
Boundary Wall & Gate	Yes		No	
Treatment of Sewage	Yes		No	
Wastewater daily discharge in m ³ /day? (based on available information at MC)	6,801			
Ultimate disposal of wastewater?				
Electro-Mechanical Equipment Details				
Number of WAPDA Feeders	2			
Transformer Capacity (kVA)	100			
Number of MCU	3			
Sanctioned Load (kWh)	90			
Power Factor Improvement Equipment	Yes		No	
Service Cable	Yes		No	






Integrated Development and Asset Management Plan (IDAMP)							
Power Wiring	Yes		No				
Earthing of Motor	Yes		No				
Earthing of MCU	Yes		No				
Generator Availability	Yes		No				
Light Wiring of Pump House	Yes		No				
Change Over	Yes		No				
Pump Detail							
	Pump A		Pump B		Pump C		
Pump Type	Centrifugal/ Non-Clogging		Centrifugal/ Non-Clogging		Submersible		
Pump Brand	Peco		Peco		Not Available		
Pump Paint	Poor		Poor		Poor		
Motor Brand	Peco		Siemens		Not Available		
Installation Year of Pump	1990		1990		1990		
Discharge Capacity (Cusecs)	4		4		1.5		
Rotational Speed (RPM)	960		960		960		
Head (ft.)	40		40		40		
Motor Power (HP)	50		50		25		
Pump Daily Running Time (Hours)	7		7		7		
Base Plate	Yes	No	Yes	No	Yes	No	
Number of Valves	Sluice Valve	5					
	Non-Returning Valve	3					
Overall Rating							
Average Score	1	2	3	4	5		
Asset Condition	Excellent	Good	Fair	Poor	Failing		
Category	A	B	C	D	E		
Remarks / Requirements							
<ul style="list-style-type: none"> No remarks 							
Data Collected By: Mr. Tayyab		Designation: Team Member		 Sign & Date: 30 May 2023			
Data Checked By: Mr. M. Fiaz		Designation: Team Lead		 Sign & Date: 30 May 2023			

Integrated Development and Asset Management Plan (IDAMP)			
Municipal Committee Kamalia			
Form: IDAMP-A7	Sewerage Disposal Station Asset Condition Assessment		Asset Code: _____ Date: 02-05-2023
Asset Detail			Pictures
Name	Nawaz Sharif Park Disposal		
Location	Latitude	30.710687	


Integrated Development and Asset Management Plan (IDAMP)				
Longitude		72.675964		
Address		Near Nawaz Sharif Park, Kamalia		
Area (Acres)		1		
Installation Year		2015		
Capital Cost of Machinery				
Outfall Drain Sewer	Dia	36 inches		
	Material	RCC		
Screening Chamber	No. of Screens	2		
	Screen Condition	Good	Fair	Poor
	Chamber Structure	Masonry		
Wet Wells	Number	2		
	Shape	Rectangular	Circular	
	Size	25' dia		
	Structure	Masonry	RCC	
Railing	Yes	No		
	No			
Force mains	No. of Force main	1		
	Dia	24 inches		
	Material	AC		
	Starting Point	Disposal		
	Ending Point	Irrigation Channel		
Sullage Carrier	Length	Not-Available		
	Size	No Sludge Carrier		
	Shape			
	Length			
Condition				
Delivery Pipe	Dia	12 inches		
	Material	CI		
Suction Pipe	Dia	12 inches		
	Material	CI		
Number of Valves	Sluice Valves	8		
	Non-Return Valves	4		
	Penstock Valves	2		
Ultimate Disposal		Irrigation Channel		
Civil Structure Condition		Good	Fair	Poor
Control Room Structure		Good	Fair	Poor
Discharge Box Structure		Good	Fair	Poor
Approach to Pump House		Good	Fair	Poor
Hoisting Girder		Yes		No
Boundary Wall & Gate		Yes		No
Treatment of Sewage		Yes		No
Wastewater daily discharge in m ³ /day? (based on available information at MC)		7,363		
Electro-Mechanical Equipment Details				
Number of WAPDA Feeders		1		

Integrated Development and Asset Management Plan (IDAMP)											
Transformer Capacity (kVA)		200									
Number of MCU		4									
Sanctioned Load (kWh)		135									
Power Factor Improvement Equipment		Yes	No								
Service Cable		Yes	No								
Power Wiring		Yes	No								
Earthing of Motor		Yes	No								
Earthing of MCU		Yes	No								
Generator Availability		Yes	No								
Light Wiring of Pump House		Yes	No								
Change Over		Yes	No								
Pump Detail											
		Pump A		Pump B		Pump C		Pump D			
Pump Type		Centrifugal/ Non-Clogging		Centrifugal/ Non-Clogging		Centrifugal/ Non-Clogging		Centrifugal/ Non-Clogging			
Pump Brand		KSB		KSB		KSB		KSB			
Pump Paint		Poor		Poor		Poor		Poor			
Motor Brand		Siemens		Siemens		Siemens		Siemens			
Installation Year of Pump		2015		2015		2015		2015			
Discharge Capacity (Cusecs)		5		5		5		3			
Rotational Speed (RPM)		900		900		900		900			
Head (ft.)		66		66		66		66			
Motor Power (HP)		60		60		60		40			
Pump Daily Running Time (Hours)		4		4		4		4			
Base Plate		Yes	No	Yes	No	Yes	No	Yes	No		
Number of Valves		Sluice Valve		8							
		Non-Returning Valve		4							
Overall Rating											
Average Score		1		2		3		4		5	
Asset Condition		Excellent		Good		Fair		Poor		Failing	
Category		A		B		C		D		E	
Remarks / Requirements											
<ul style="list-style-type: none"> No remarks 											
Data Collected By: Mr. Tayyab		Designation: Team Member				 Sign & Date: 30 May 2023					
Data Checked By: Mr. M. Fiaz		Designation: Team Lead				 Sign & Date: 30 May 2023					

C. Vehicles/ Machinery

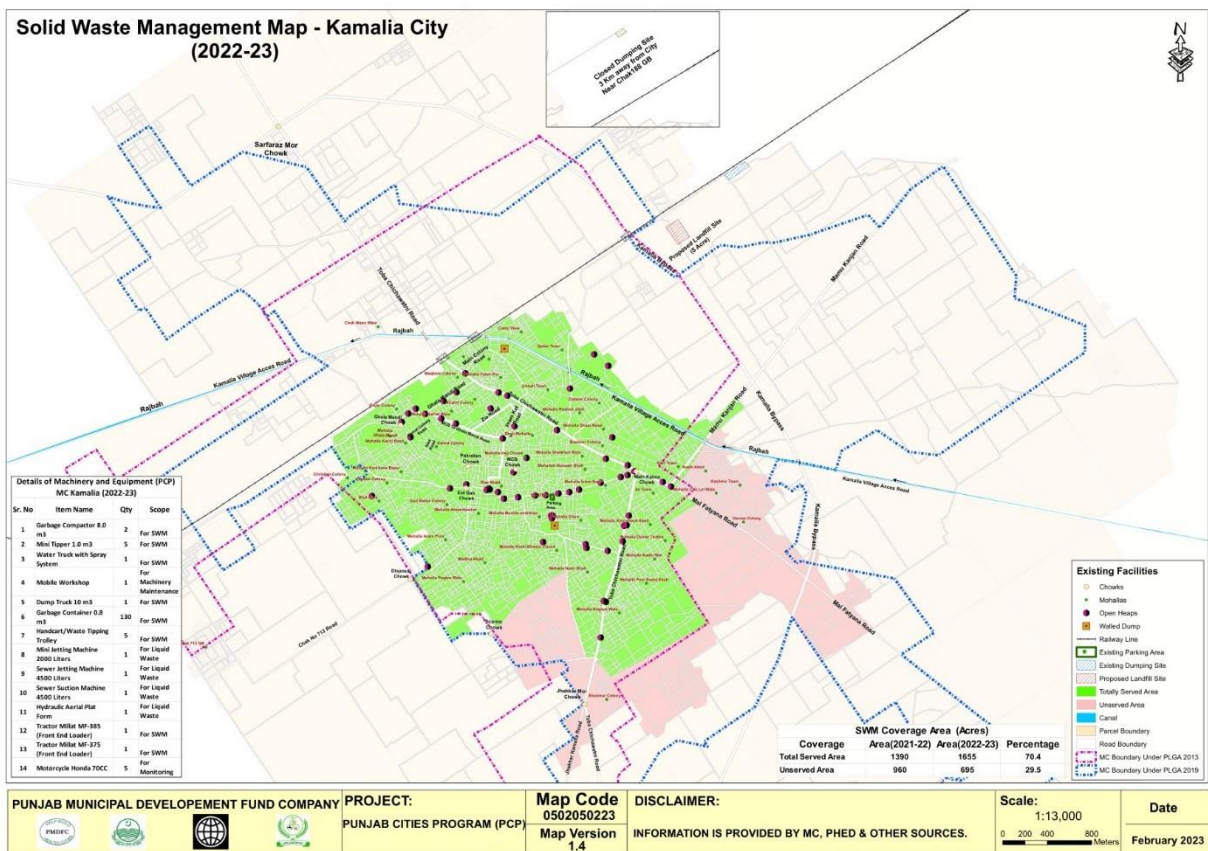
Sr #	Name	Registration Number	Age (Years)	Capacity	Condition	Status	Book Value (PKR Mil)
1	Suction Machine	TSG-1399	15	4500 cc	Fair	Functional	0.87
2	Jetting Machine	Vehicle #01	12	4500 cc	Fair	Functional	1
3	Dewatering Sets (5 Nos.)	N.A			Good	Functional	N.A
4	Shoulder Foggers (1 Nos.)	Not Applicable	10	Fair	Functional	Not Available	Not Available
5	Spray Pumps (3 Nos.)	Not Applicable	10	Fair	Functional	Not Available	Not Available
6	Safety Gear (2 Nos.)	Not Applicable	10	Fair	Functional	Not Available	Not Available

Integrated Development and Asset Management Plan (IDAMP)		
Municipal Committee Kamalia		
Form: IDAMP-A16	Moveable Asset Asset Condition Assessment	Asset Code: _____ Date: 02-05-2023
Type of Vehicle / Machinery	Pictures	
Suction And Jetting Machine		
	Suction Machine	Jetting Machine
Capacity	4500 liters	4500 liters
Purpose	Sewerage	Sewerage
Year of Manufacturing	2008	2011
Model	TSG-1399(Hino-300)	Vehicle #01(Hino-300)
Capital Cost	--	--
Fuel Consumption (litre/month)	271	308
Condition	Fair	Fair
Engine Capacity	4009cc	4009cc

Maintenance Cost	5500	3000
Oiling /Fitness	Yes	Yes
Fitness Certificate	No	No
Registered	Yes	Yes
Remarks / Requirements		
<ul style="list-style-type: none"> No remarks 		
Data Collected By: Mr. Tayyab	Designation: Team Member	 Sign & Date: 30 May 2023
Data Checked By: Mr. M. Fiaz	Designation: Team Lead	 Sign & Date: 30 May 2023

3. Solid Waste Management



Key Components of a Solid Waste Management System



A. Dumping Site

Sr #	Name	Age (Years)	Area (Acres)	Condition	Status	Book Value (PKR Mil)
1	54/1 Tukra	23	4	Poor	Functional	256



Integrated Development And Asset Management Plan (IDAMP)						
Municipal Committee Kamalia						
Form: IDAMP-A11		Solid Waste Dumping Site Asset Condition Assessment			Asset Code: _____ Date: 02-05-2023	
Name		Dumping Site			Pictures	
Location	Latitude	30.752035				
	Longitude	72.664062				
Address		54/1 Tukra, Kamalia				
Area (Acres)		4				
Distance from urban area		6 KM				
Year the site started for dumping service		2000				
Average waste dumped daily (based on information provided by MC)		60 Tons				
EHS SOPs for waste handlers		Yes	No			
Availability of PPEs for waste collectors/handlers		Yes	No			
Expected Life (Years)		10				
Land Ownership		Revenue Department				
Site Accessibility		Difficult				
Surface Type		Flat	Depressed			
Approach Road Condition		Good	Fair	Poor		
Parking Shed		Yes	No			
Boundary Wall		Yes	No			
Gate		Yes	No			
Ramps		Yes	No			
Any Building at Site		Yes	No			
Weigh Bridge		Yes	No			
Earth Cover Arrangements		Yes	No			
Compaction Equipment		Yes	No			
Plantation Around Site		Yes	No			
Any illegal occupants or encroachments observed-if yes, type		Yes	No			
Overall Rating						


Integrated Development And Asset Management Plan (IDAMP)					
Municipal Committee Kamalia					
Form: IDAMP-A11	Solid Waste Dumping Site Asset Condition Assessment			Asset Code: _____ Date: 02-05-2023	
Average Score	1	2	3	4	5
Asset Condition	Excellent	Good	Fair	Poor	Failing
Category	A	B	C	D	E
Remarks / Requirements					
<ul style="list-style-type: none"> Construct a parking shed at the dumping site for organized vehicle parking. Install a boundary wall to secure the dumping site. Install a gate for controlled access to the dumping site. Establish a suitable building for administrative and storage purposes. Install a weigh bridge to monitor waste quantities accurately. Implement effective earth cover arrangements to minimize odors and litter. Provide compaction equipment for efficient waste management. 					
Data Collected By: Mr. Tayyab		Designation: Team Member		 Sign & Date: 30 May 2023	
Data Checked By: Mr. M. Fiaz		Designation: Team Lead		 Sign & Date: 30 May 2023	

B. Vehicles/ Machinery

Sr #	Name	No.	Registration Number	Age (Years)	Capacity	Condition	Status	Book Value (PKR Mil)
1	Tractor(MF-375)	1	Vehicle #03	21	75 HP	Fair	Functional	0.12
2	Fiat-640	1	Vehicle #04	21	75 HP	Fair	Functional	0.17
3	Tractor(MF-240)	1	Vehicle #05	21	50 HP	Fair	Functional	0.1
4	Fiat-640	1	Vehicle #06	21	75 HP	Fair	Functional	0.18
5	Tractor(MF-375)	1	Not Available	11	75 HP	Fair	Functional	0.32
6	Tractor-640	1	Not Available	20	--	Fair	Functional	0.2
7	Garbage container 0.8 cubic meters capacity	130	Not Applicable	1	0.8 Cubic Meter	Excellent	Functional	0.0792
8	Garbage compactor 8.0 cubic meter capacity	2	Not Applicable	1	8.0 cubic meter	Excellent	Functional	8.6265
9	Mini tipper 1.0 cubic meter	5	Not Available	1	1.0 cubic meter	Excellent	Functional	2.1816
10	Water truck spray system	1	Not Available	1	Not Available	Excellent	Functional	8.3565
11	Hand Cart Waste Tipping Trolley	5	Not Applicable	1	Not Available	Excellent	Functional	0.0765
12	Hand Cart Conventional	8	Not Applicable	1	Not Available	Excellent	Functional	0.03465
13	Mobile workshop	1	Not Available	1	Not Available	Excellent	Functional	2.259
14	Wheel excavator	1	Not Available	1	Not Available	Excellent	Functional	40.383
15	Dump truck 10 cubic meter	1	Not Available	1	10 cubic meter	Excellent	Functional	13.23
16	Front blade tractor Model MF-375	1	Not Available	1	Not Available	Excellent	Functional	2.95119

17	Front end loader with tractor	1	Not Available	1	Not Available	Excellent	Functional	3.71241
18	Three wheeled conventional handcarts	5	Not Available	1	0.8 Cubic Meter	Excellent	Functional	0.10935


Integrated Development and Asset Management Plan (IDAMP)						
Municipal Committee Kamalia						
Form: IDAMP-A16	Moveable Asset Asset Condition Assessment				Asset Code: _____ Date: 02-05-2023	
Type of Vehicle / Machinery	Pictures					
Tractor						
	Tractor no.1	Tractor no.2	Tractor no.3	Tractor no.4.	Tractor no.5	Tractor no.6
Capacity	375	640	240	640	375	640
Purpose	SWM	SWM	SWM	SWM	SWM	SWM
Year of Manufacturing	2002	2002	2002	2002	2012	2003
Model	Vehicle #03 (MF 375)	Vehicle #04 (FIAT 640)	Vehicle #05 (MF 240)	Vehicle #06 (FIAT 640)	MF 375	MF 640
Capital Cost	--	--	--	--	--	--
Fuel Consumption (litre/month)	286	301	273	281	272	282
Condition	Fair	Fair	Fair	Fair	Fair	Fair
Engine Capacity	75 hp	75 hp	50 hp	75 hp	75 hp	--
Maintenance Cost	3,000	3,500	3,500	3,500	3,000	3,500
Oiling /Fitness	Yes	Yes	Yes	Yes	Yes	Yes
Fitness Certificate	No	No	No	No	No	No
Registered	Yes	Yes	Yes	Yes	Yes	Yes
Remarks / Requirements						
<ul style="list-style-type: none"> No remarks 						
Data Collected By: Mr. Tayyab		Designation: Team Member			 Sign & Date: 30 May 2023	

<i>Data Checked By: Mr. M. Fiaz</i>	<i>Designation: Team Lead</i>	 <i>Sign & Date: 30 May 2023</i>
-------------------------------------	-------------------------------	--



4. Building

A. Offices

Sr #	Name	Age (Years)	Area (Acre)	Condition	Status	Book Value (PKR Mil)
1	MC Office	28	3.23	Fair	Functional	310

Integrated Development and Asset Management Plan (IDAMP)						
Municipal Committee Kamalia						
Form: IDAMP-A14	Building Asset Condition Assessment			Asset Code: _____ Date: 02-05-2023		
Name		MC Office		Pictures		
Location	Latitude	30.72546				
	Longitude	72.648546				
Address		Iqbal Bazaar, Kamalia				
Year of Construction		1995				
Land Area (Acres)		3.23				
No. of Stories		1				
Condition		Fair				
Purpose		Municipal Services				
No. of Staff		271				
No. of Rooms		25				
Conference/Meeting Room		Yes	No			
Store Room		Yes	No			
Study Room/Book Shelf		Yes	No			
Boundary Wall		Yes	No			
Heating & Cooling Arrangement		Yes	No			
Parking Lots		Yes	No			
Drinking Water Facilities		Yes	No			
Availability and quality of water (based on available water quality test reports)		Yes	No			
Washrooms / Sewerage System		Yes	No			
Separate Washroom for Ladies		Yes	No			
Prayers Area/room		Yes	No			
Furniture		Yes	No			
Electric Appliances (Fans Etc.)		Yes	No			
Machinery & Equipment		Yes	No			
Sports Club		Yes	No			
Staff Attendance System		Yes	No			
Emergency Alarm System		Yes	No			
Fire Fighting System / Equipment		Yes	No			
Ramps for wheel chairs at entry gate		Yes	No			
Security Guard		Yes	No			



Integrated Development and Asset Management Plan (IDAMP)					
Municipal Committee Kamalia					
Form: IDAMP-A14	Building Asset Condition Assessment			Asset Code: _____ Date: 02-05-2023	
Park/lawn outdoor/indoor plantation	Yes	No			
Overall Rating					
Average Score	1	2	3	4	5
Asset Condition	Excellent	Good	Fair	Poor	Failing
Category	A	B	C	D	E
Remarks / Requirements					
Data Collected By: Mr. Tayyab		Designation: Team Member		 Sign & Date: 30 May 2023	
Data Checked By: Mr. M. Fiaz		Designation: Team Lead		 Sign & Date: 30 May 2023	

B. Residential Buildings

Sr #	Name	Area (Acre)	Condition	Book value (PKR Mil)
1	Iqbal Bazaar	0.002	Fair	0.5
2	Islam Pura	Not Available	Fair	Not Available
3	Zeeshan Colony	Not Available	Fair	Not Available

C. Shops

Integrated Development and Asset Management Plan (IDAMP)														
Municipal Committee Kamalia														
Form: IDAMP-A17				Shop Asset Condition Assessment								Asset Code: _____ Date: 02-05-2023		
SR	Shop Code	Property Address	Latitude	Longitude	Area (Sqft)	No of Stories	Property Location Status	Ownership Status	Encroachment Status	Litigation Exist	Current Status	Condition	Tenant Name	Business
1	01001	Iqbal Bazar, Kamalia	30.72572587	72.64836822	150	1	Commercial	Owned/Managed	No	No	Rented/Leased	Good	Abdul Ghafoor	Karyana Store
2	01002	Iqbal Bazar, Kamalia	30.72566135	72.6483876	150	1	Commercial	Owned/Managed	No	No	Rented/Leased	Good	Dildar Ahmad & Gulzar Ahmad	Waan Shop
3	01003	Iqbal Bazar, Kamalia	30.72570907	72.64845976	150	1	Commercial	Owned/Managed	No	No	Rented/Leased	Good	Muhammad Riaz	Mobile shop
4	01004	Iqbal Bazar, Kamalia	30.72548653	72.64853519	150	1	Commercial	Owned/Managed	No	No	Rented/Leased	Good	Ghulam Qadir	Cloth Shop
5	01005	Iqbal Bazar, Kamalia	30.72574504	72.64866875	150	1	Commercial	Owned/Managed	No	No	Rented/Leased	Good	Muhammad Sajid	Electronics Shop
6	01006	Iqbal Bazar, Kamalia	30.72575672	72.64867785	150	1	Commercial	Owned/Managed	No	No	Rented/Leased	Good	Muhammad Abid	Electronics Shop

Integrated Development and Asset Management Plan (IDAMP)

Municipal Committee Kamalia

Form: IDAMP-A17					Shop Asset Condition Assessment							Asset Code: _____ Date: 02-05-2023		
SR	Shop Code	Property Address	Latitude	Longitude	Area (Sqft)	No of Stories	Property Location Status	Ownership Status	Encroachment Status	Litigation Exist	Current Status	Condition	Tenant Name	Business
7	01007	Iqbal Bazar, Kamalia	30.72581009	72.6493021	150	1	Commercial	Owned/Managed	No	No	Rented/Leased	Good	Abdul Ghani	Electric Store
8	01008	Iqbal Bazar, Kamalia	30.72578534	72.64927039	150	1	Commercial	Owned/Managed	No	No	Rented/Leased	Good	Muhammad Shareef	Photo Studio
9	01009	Iqbal Bazar, Kamalia	30.72571754	72.64932438	150	1	Commercial	Owned/Managed	No	No	Rented/Leased	Good	Shah Nawaz	cloth store
10	01010	Iqbal Bazar, Kamalia	30.7257469	72.64936659	150	1	Commercial	Owned/Managed	No	No	Rented/Leased	Good	Muhammad Akram	Tailor Shop
11	01011	Iqbal Bazar, Kamalia	30.72585214	72.64941869	150	1	Commercial	Owned/Managed	No	No	Rented/Leased	Good	Muhammad Usman	Crockery
12	01012	Iqbal Bazar, Kamalia	30.72575898	72.64945745	150	1	Commercial	Owned/Managed	No	No	Rented/Leased	Good	Javed Iqbal	Cloth Shop
13	01013	Iqbal Bazar, Kamalia	30.72570541	72.64945419	150	1	Commercial	Owned/Managed	No	No	Rented/Leased	Good	Muhammad Saleem	Cloth Shop
14	01014	Iqbal Bazar, Kamalia	30.72573114	72.64876296	150	1	Commercial	Owned/Managed	No	No	Rented/Leased	Good	Mian Muhammad Tufial	Book Depot

Integrated Development and Asset Management Plan (IDAMP)														
Municipal Committee Kamalia														
Form: IDAMP-A17					Shop Asset Condition Assessment							Asset Code: _____ Date: 02-05-2023		
SR	Shop Code	Property Address	Latitude	Longitude	Area (Sqft)	No of Stories	Property Location Status	Ownership Status	Encroachment Status	Litigation Exist	Current Status	Condition	Tenant Name	Business
15	01015	Iqbal Bazar, Kamalia	30.72570943	72.648778	150	1	Commercial	Owned/Managed	No	No	Rented/Leased	Good	Abdul Hafiz	Photo Studio
16	01016	Iqbal Bazar, Kamalia	30.72571889	72.6488151	150	1	Commercial	Owned/Managed	No	No	Rented/Leased	Good	Abdul Hafiz	Cloth Shop
17	01017	Iqbal Bazar, Kamalia	30.72572271	72.64881687	150	1	Commercial	Owned/Managed	No	No	Rented/Leased	Good	Liaqat Ali	Cloth Shop
18	01018	Iqbal Bazar, Kamalia	30.72560257	72.64863628	150	1	Commercial	Owned/Managed	No	No	Rented/Leased	Good	Muhammad Shaban	Cloth Shop
19	01019	Iqbal Bazar, Kamalia	30.72570278	72.64886796	150	1	Commercial	Owned/Managed	No	No	Rented/Leased	Good	Ijaz Hussain	Shoes Shop
20	01020	Iqbal Bazar, Kamalia	30.72575015	72.64892907	150	1	Commercial	Owned/Managed	No	No	Rented/Leased	Good	Hakimana Ullah	Cloth Shop
21	01021	Iqbal Bazar, Kamalia	30.72573402	72.64892508	150	1	Commercial	Owned/Managed	No	No	Rented/Leased	Good	Farooq Habib	Book Depot
22	01022	Iqbal Bazar, Kamalia	30.72572635	72.64915389	150	1	Commercial	Owned/Managed	No	No	Rented/Leased	Good	Pervez Iqbal	Cloth Shop

Integrated Development and Asset Management Plan (IDAMP)

Municipal Committee Kamalia

Form: IDAMP-A17					Shop Asset Condition Assessment							Asset Code: _____ Date: 02-05-2023		
SR	Shop Code	Property Address	Latitude	Longitude	Area (Sqft)	No of Stories	Property Location Status	Ownership Status	Encroachment Status	Litigation Exist	Current Status	Condition	Tenant Name	Business
23		Iqbal Bazar, Kamalia	30.72575564	72.64911246	150	1	Commercial	Owned/Managed	No	No	Rented/Leased	Good	Pervez Iqbal	Cloth Shop
24	01023	Iqbal Bazar, Kamalia	30.72576399	72.64902519	150	1	Commercial	Owned/Managed	No	No	Rented/Leased	Good	Rana Ikram Sajid	Cloth Shop
25	01024	Iqbal Bazar, Kamalia	30.7257512	72.64906394	150	1	Commercial	Owned/Managed	No	No	Rented/Leased	Good	Liaqat Ali	mobile shop
26	01025	Iqbal Bazar, Kamalia	30.72566467	72.6491348	150	1	Commercial	Owned/Managed	No	No	Rented/Leased	Good	Amir Shahzad	Cloth Shop
27	01026	Iqbal Bazar, Kamalia	30.72571248	72.64923008	150	1	Commercial	Owned/Managed	No	No	Rented/Leased	Good	Gulzar Ahmad	Mobile Shop
28	01027	Iqbal Bazar, Kamalia	30.72573557	72.64927132	150	1	Commercial	Owned/Managed	No	No	Rented/Leased	Good	Naeem Muhammad Akhtar	cloth shop
29	01028	Iqbal Bazar, Kamalia	30.7257307	72.64926907	150	1	Commercial	Owned/Managed	No	No	Rented/Leased	Good	Faqir Ullah	Cloth Shop

Integrated Development and Asset Management Plan (IDAMP)

Municipal Committee Kamalia

Form: IDAMP-A17					Shop Asset Condition Assessment							Asset Code: _____ Date: 02-05-2023		
SR	Shop Code	Property Address	Latitude	Longitude	Area (Sqft)	No of Stories	Property Location Status	Ownership Status	Encroachment Status	Litigation Exist	Current Status	Condition	Tenant Name	Business
30	01029	Iqbal Bazar, Kamalia	30.72576296	72.64936193	150	1	Commercial	Owned/Managed	No	No	Rented/Leased	Good	Shah Nawaz	Cloth Shop
31	01030	Iqbal Bazar, Kamalia	30.72571993	72.64937493	150	1	Commercial	Owned/Managed	No	No	Rented/Leased	Good	Ghulam Muhammad Etc.	Shoes Shop
32	01031	Iqbal Bazar, Kamalia	30.72573135	72.6493304	150	1	Commercial	Owned/Managed	No	No	Rented/Leased	Good	Ali Muhammad	Tea Stall
33	01032	Iqbal Bazar, Kamalia	30.72573021	72.64934501	150	1	Commercial	Owned/Managed	No	No	Rented/Leased	Good	Abid Hassan	Books Store
34	01033	Iqbal Bazar, Kamalia	30.72572699	72.64935949	150	1	Commercial	Owned/Managed	No	No	Rented/Leased	Good	Muhammad Ramzan	Medical Store
35	01034	Iqbal Bazar, Kamalia	30.72573593	72.64937261	150	1	Commercial	Owned/Managed	No	No	Rented/Leased	Good	Bashir Ahmad	Cycle Repair
36	01035	Iqbal Bazar, Kamalia	30.72571629	72.64943273	150	1	Commercial	Owned/Managed	No	No	Rented/Leased	Good	Munir Ahmad	Hakeem Shop
37	01036	Iqbal Bazar, Kamalia	30.72579313	72.64946137	150	1	Commercial	Owned/Managed	No	No	Rented/Leased	Good	Haji Rafia Bibi	Garments Shop

Integrated Development and Asset Management Plan (IDAMP)

Municipal Committee Kamalia

Form: IDAMP-A17					Shop Asset Condition Assessment							Asset Code: _____ Date: 02-05-2023		
SR	Shop Code	Property Address	Latitude	Longitude	Area (Sqft)	No of Stories	Property Location Status	Ownership Status	Encroachment Status	Litigation Exist	Current Status	Condition	Tenant Name	Business
38	01037	Iqbal Bazar, Kamalia	30.72583095	72.64956923	150	1	Commercial	Owned/Managed	No	No	Rented/Leased	Good	Haji Rehmat Ali	Mobile Shop
39	01038	Iqbal Bazar, Kamalia	30.72583692	72.64963523	150	1	Commercial	Owned/Managed	No	No	Rented/Leased	Good	Haji Hanif	Cloth Shop
40	01039	Iqbal Bazar, Kamalia	30.72583359	72.64964053	150	1	Commercial	Owned/Managed	No	No	Rented/Leased	Good	Haji Bashir Ahmad	Cloth Shop
41	01040	Iqbal Bazar, Kamalia	30.7258383	72.64967555	150	1	Commercial	Owned/Managed	No	No	Rented/Leased	Good	Muhammad Pervez Akhtar	Hakeem
42	01041	Iqbal Bazar, Kamalia	30.72585424	72.64974454	150	1	Commercial	Owned/Managed	No	No	Rented/Leased	Good	Sajjad Ahmad	Medical Store
43	01042	Iqbal Bazar, Kamalia	30.72598276	72.64964505	150	1	Commercial	Owned/Managed	No	No	Rented/Leased	Good	Mohsin Javed	Medical Store
44	01043	Iqbal Bazar, Kamalia	30.72589722	72.64976842	150	1	Commercial	Owned/Managed	No	No	Rented/Leased	Good	Sardar Ahmad	Book Depo

Integrated Development and Asset Management Plan (IDAMP)

Municipal Committee Kamalia

Form: IDAMP-A17					Shop Asset Condition Assessment							Asset Code: _____ Date: 02-05-2023		
SR	Shop Code	Property Address	Latitude	Longitude	Area (Sqft)	No of Stories	Property Location Status	Ownership Status	Encroachment Status	Litigation Exist	Current Status	Condition	Tenant Name	Business
45	01044	Iqbal Bazar, Kamalia	30.72587637	72.64981866	150	1	Commercial	Owned/Managed	No	No	Rented/Leased	Good	Muhammad Faheem	Darii Khais
46	01045	Iqbal Bazar, Kamalia	30.72586252	72.64982057	150	1	Commercial	Owned/Managed	No	No	Rented/Leased	Good	Rana Haji Muhammad Yaqub	Darii Khais
47	01046	Iqbal Bazar, Kamalia	30.72592904	72.64983896	150	1	Commercial	Owned/Managed	No	No	Rented/Leased	Good	Mustafa	Darri Khais
48	01047	Iqbal Bazar, Kamalia	30.72588594	72.64987417	150	1	Commercial	Owned/Managed	No	No	Rented/Leased	Good	Shabbir Ahmad	Cloth Shop
49	01048	Iqbal Bazar, Kamalia	30.72581164	72.65003753	150	1	Commercial	Owned/Managed	No	No	Rented/Leased	Good	Gul Faraz	Mobile Shop
50	01049	Iqbal Bazar, Kamalia	30.72587452	72.65006802	150	1	Commercial	Owned/Managed	No	No	Rented/Leased	Good	Saeed Akhtar	Cloth Shop
51	01050	Iqbal Bazar, Kamalia	30.72591233	72.65003045	150	1	Commercial	Owned/Managed	No	No	Rented/Leased	Good	Faisal Nadeem	Cloth Shop
52	01051	Iqbal Bazar, Kamalia	30.72600539	72.65008932	150	1	Commercial	Owned/Managed	No	No	Rented/Leased	Good	Zain Hussain	Cloth Shop

Integrated Development and Asset Management Plan (IDAMP)

Municipal Committee Kamalia

Form: IDAMP-A17					Shop Asset Condition Assessment							Asset Code: _____ Date: 02-05-2023		
SR	Shop Code	Property Address	Latitude	Longitude	Area (Sqft)	No of Stories	Property Location Status	Ownership Status	Encroachment Status	Litigation Exist	Current Status	Condition	Tenant Name	Business
53	01052	Iqbal Bazar, Kamalia	30.72595994	72.65012231	150	1	Commercial	Owned/Managed	No	No	Rented/Leased	Good	Ghulam Mustafa	Cloth Shop
54	01053	Iqbal Bazar, Kamalia	30.72591768	72.65015796	150	1	Commercial	Owned/Managed	No	No	Rented/Leased	Good	Fazal Hussain	Jewellers Shop
55	01054	Iqbal Bazar, Kamalia	30.72595925	72.65025269	150	1	Commercial	Owned/Managed	No	No	Rented/Leased	Good	Shahid Ali	General Store
56		Iqbal Bazar, Kamalia	30.72592496	72.65027217	150	1	Commercial	Owned/Managed	No	No	Rented/Leased	Good	Ahmad Raza	Cloth Shop
57	01055	Iqbal Bazar, Kamalia	30.72589247	72.65027387	150	1	Commercial	Owned/Managed	No	No	Rented/Leased	Good	Ahmad Raza	Cloth Shop
58	01056	Iqbal Bazar, Kamalia	30.72588627	72.65028562	150	1	Commercial	Owned/Managed	No	No	Rented/Leased	Good	Natthoo	General Store
59	01057	Iqbal Bazar, Kamalia	30.72583847	72.65025346	150	1	Commercial	Owned/Managed	No	No	Rented/Leased	Good	Mian Ghulam Ali	Jewellers Shop
60	01058	Iqbal Bazar, Kamalia	30.72599078	72.65038007	150	1	Commercial	Owned/Managed	No	No	Rented/Leased	Good	Sardar Ali	Jewelry Shop

Integrated Development and Asset Management Plan (IDAMP)														
Municipal Committee Kamalia														
Form: IDAMP-A17			Shop Asset Condition Assessment									Asset Code: _____ Date: 02-05-2023		
SR	Shop Code	Property Address	Latitude	Longitude	Area (Sqft)	No of Stories	Property Location Status	Ownership Status	Encroachment Status	Litigation Exist	Current Status	Condition	Tenant Name	Business
61	01059	Iqbal Bazar, Kamalia	30.72597141	72.65041683	150	1	Commercial	Owned/Managed	No	No	Rented/Leased	Good	Muhammad Anwar	Meet shop
62	01060	Iqbal Bazar, Kamalia	30.72601312	72.65046394	150	1	Commercial	Owned/Managed	No	No	Rented/Leased	Good	Noor Ahmad, Muhammad Ali, Wajid Ali	Jewellers Shop
63	01062	Iqbal Bazar, Kamalia	30.72599702	72.65050155	150	1	Commercial	Owned/Managed	No	No	Rented/Leased	Good	Rashid Ali	Shoes Shop
64	01061	Iqbal Bazar, Kamalia	30.72603437	72.65066414	150	1	Commercial	Owned/Managed	No	No	Rented/Leased	Good	Muhammad Amin	Cloth Shop
65	01063	Iqbal Bazar, Kamalia	30.72603179	72.65059948	150	1	Commercial	Owned/Managed	No	No	Rented/Leased	Good	Zulfiqar Ali	Crockery
66	01064	Iqbal Bazar, Kamalia	30.7259827	72.65053654	150	1	Commercial	Owned/Managed	No	No	Rented/Leased	Good	Mushtaq Hussain	General Store
67	01065	Iqbal Bazar, Kamalia	30.72598767	72.65049729	150	1	Commercial	Owned/Managed	No	No	Rented/Leased	Good	Nazar Hussain	Jewellers Shop

Integrated Development and Asset Management Plan (IDAMP)

Municipal Committee Kamalia

Form: IDAMP-A17					Shop Asset Condition Assessment							Asset Code: _____ Date: 02-05-2023		
SR	Shop Code	Property Address	Latitude	Longitude	Area (Sqft)	No of Stories	Property Location Status	Ownership Status	Encroachment Status	Litigation Exist	Current Status	Condition	Tenant Name	Business
68	01066	Iqbal Bazar, Kamalia	30.72589926	72.65053534	150	1	Commercial	Owned/Managed	No	No	Rented/Leased	Good	Irfan Hussain	Jewllers Shop
69	01067	Iqbal Bazar, Kamalia	30.72598498	72.65042567	150	1	Commercial	Owned/Managed	No	No	Rented/Leased	Good	Muhammad Hussain	Crockery
70	01068	Iqbal Bazar, Kamalia	30.72596073	72.65042893	150	1	Commercial	Owned/Managed	No	No	Rented/Leased	Good	Ijaz Hussain	Cloth House
71	01069	Iqbal Bazar, Kamalia	30.72587613	72.65042541	150	1	Commercial	Owned/Managed	No	No	Rented/Leased	Good	Muhammad Yasin	Photo Studio
72	01070	Iqbal Bazar, Kamalia	30.72587491	72.65036426	150	1	Commercial	Owned/Managed	No	No	Rented/Leased	Good	Muhammad Sharif	Cycle Repair
73	01071	Iqbal Bazar, Kamalia	30.72593726	72.65025566	150	1	Commercial	Owned/Managed	No	No	Rented/Leased	Good	Umar Farooq	Store
74	01072	Iqbal Bazar, Kamalia	30.72597881	72.65029012	150	1	Commercial	Owned/Managed	No	No	Rented/Leased	Good	Muhammad Ali	Jewllers Shop
75	01073	Iqbal Bazar, Kamalia	30.72596181	72.65025744	150	1	Commercial	Owned/Managed	No	No	Rented/Leased	Good	Noor Muhammad	Garments +Bag

Integrated Development and Asset Management Plan (IDAMP)														
Municipal Committee Kamalia														
Form: IDAMP-A17					Shop Asset Condition Assessment							Asset Code: _____ Date: 02-05-2023		
SR	Shop Code	Property Address	Latitude	Longitude	Area (Sqft)	No of Stories	Property Location Status	Ownership Status	Encroachment Status	Litigation Exist	Current Status	Condition	Tenant Name	Business
76	01074	Iqbal Bazar, Kamalia	30.72594276	72.65019411	150	1	Commercial	Owned/Managed	No	No	Rented/Leased	Good	Muhammad Ali	Darri Khais
77	01075	Iqbal Bazar, Kamalia	30.72594769	72.65018639	150	1	Commercial	Owned/Managed	No	No	Rented/Leased	Good	Muhammad Siddiq	Mobile Shop
78	01076	Iqbal Bazar, Kamalia	30.72594672	72.65018205	150	1	Commercial	Owned/Managed	No	No	Rented/Leased	Good	Muhammad Iqbal	Mobile Shop
79	01077	Iqbal Bazar, Kamalia	30.72594483	72.65018025	150	1	Commercial	Owned/Managed	No	No	Rented/Leased	Good	Ali Muhammad	Mobile Store
80		Iqbal Bazar, Kamalia	30.72590111	72.65006549	150	1	Commercial	Owned/Managed	No	No	Rented/Leased	Good	Haji Muhammad Nawaz	General Store
81		Iqbal Bazar, Kamalia	30.72589604	72.65006108	150	1	Commercial	Owned/Managed	No	No	Rented/Leased	Good	Ghulam Sarwer	Band Baja
82		Iqbal Bazar, Kamalia	30.72589727	72.6500577	150	1	Commercial	Owned/Managed	No	No	Rented/Leased	Good	Haji Muhammad Anwar UI Haq	wann patii shop

Integrated Development and Asset Management Plan (IDAMP)														
Municipal Committee Kamalia														
Form: IDAMP-A17					Shop Asset Condition Assessment							Asset Code: _____ Date: 02-05-2023		
SR	Shop Code	Property Address	Latitude	Longitude	Area (Sqft)	No of Stories	Property Location Status	Ownership Status	Encroachment Status	Litigation Exist	Current Status	Condition	Tenant Name	Business
83		Iqbal Bazar, Kamalia	30.72589447	72.65005109	150	1	Commercial	Owned/Managed	No	No	Rented/Leased	Good	Haji Iftikhar Rasool	Overlook
84		Iqbal Bazar, Kamalia	30.72589219	72.6500428	150	1	Commercial	Owned/Managed	No	No	Rented/Leased	Good	Arif Hussain	Jewellers Shop
85		Iqbal Bazar, Kamalia	30.72586862	72.64997526	150	1	Commercial	Owned/Managed	No	No	Rented/Leased	Good	Malik Muhammad Boota	shoes Shop
86		Iqbal Bazar, Kamalia	30.72587874	72.6499297	150	1	Commercial	Owned/Managed	No	No	Rented/Leased	Good	Muhammad Akram	Vegetable Shop
87		Iqbal Bazar, Kamalia	30.7259171	72.64997157	150	1	Commercial	Owned/Managed	No	No	Rented/Leased	Good	Shabbir Ahmad	Shoes Shop
88		Iqbal Bazar, Kamalia	30.72587764	72.64992806	150	1	Commercial	Owned/Managed	No	No	Rented/Leased	Good	Shabbir Ahmad	Cloth Shop
89		Iqbal Bazar, Kamalia	30.72581574	72.64952603	150	1	Commercial	Owned/Managed	No	No	Rented/Leased	Good	Talib Hussain	Mobile Shop
90		Iqbal Bazar, Kamalia	30.72579456	72.64953003	150	1	Commercial	Owned/Managed	No	No	Rented/Leased	Good	Haji Abdul Rasheed	Cloth Shop

Integrated Development and Asset Management Plan (IDAMP)														
Municipal Committee Kamalia														
Form: IDAMP-A17					Shop Asset Condition Assessment							Asset Code: _____ Date: 02-05-2023		
SR	Shop Code	Property Address	Latitude	Longitude	Area (Sqft)	No of Stories	Property Location Status	Ownership Status	Encroachment Status	Litigation Exist	Current Status	Condition	Tenant Name	Business
91		Sadar Bazar Kamalia	30.72556316	72.64793759	90	1	Commercial	Not Owned/ But Managed	No	No	Rented/Leased	Good	Abdul Majeed	Paan Shop
92	04004	Iqbal Bazar, Kamalia	30.72572871	72.64840183	96	1	Commercial	Owned/Managed	No	No	Rented/Leased	Good	Muhammad Zubair	Store
93	04005	Iqbal Bazar, Kamalia	30.72572385	72.64842477	96	1	Commercial	Owned/Managed	No	No	Rented/Leased	Good	Sk. Abdul Hamid	Cloth Shop
94	04009	Iqbal Bazar, Kamalia	30.72575594	72.64862064	96	1	Commercial	Owned/Managed	No	No	Rented/Leased	Good	Tanvir Arshad	Cloth Shop
95	04008	Iqbal Bazar, Kamalia	30.72581989	72.64859064	96	1	Commercial	Owned/Managed	No	No	Rented/Leased	Good	Hadayat Ullah	Cloth Shop
96		Iqbal Bazar, Kamalia	30.72584858	72.64861043	96	1	Commercial	Owned/Managed	No	No	Rented/Leased	Good	Muhammad Riaz	Photostate Shop
97	04010	Iqbal Bazar, Kamalia	30.7258982	72.64859804	96	1	Commercial	Owned/Managed	No	No	Rented/Leased	Good	Ummar Hayyat	Cloth Shop

Integrated Development and Asset Management Plan (IDAMP)

Municipal Committee Kamalia

Form: IDAMP-A17					Shop Asset Condition Assessment							Asset Code: _____ Date: 02-05-2023		
SR	Shop Code	Property Address	Latitude	Longitude	Area (Sqft)	No of Stories	Property Location Status	Ownership Status	Encroachment Status	Litigation Exist	Current Status	Condition	Tenant Name	Business
98	04011	Iqbal Bazar, Kamalia	30.72589513	72.64861477	96	1	Commercial	Owned/Managed	No	No	Rented/Leased	Good	Muhammad Din	Tailor Shop
99	04012	Iqbal Bazar, Kamalia	30.72593727	72.648629	96	1	Commercial	Owned/Managed	No	No	Rented/Leased	Good	Arshad Javed	Cloth Shop
100	04013	Iqbal Bazar, Kamalia	30.7259372	72.64862274	96	1	Commercial	Owned/Managed	No	No	Rented/Leased	Good	Ilam Din	Tea Stall
101	04001	Iqbal Bazar, Kamalia	30.72595209	72.64861896	96	1	Commercial	Owned/Managed	No	No	Rented/Leased	Good	Ghulam Muhammad	Tailor Shop
102		Nawaz Chowk, Kamalia	30.72663419	72.64906493	60	1	Commercial	Not Owned/But Managed	No	No	Rented/Leased	Good	Haq Nawaz	parking
103	04002	Iqbal Bazar, Kamalia	30.72572451	72.64837364	96	1	Commercial	Owned/Managed	No	No	Rented/Leased	Good	Noor Hussain	Fast Food Point
104	04003	Iqbal Bazar, Kamalia	30.7257602	72.64851201	96	1	Commercial	Owned/Managed	No	No	Rented/Leased	Good	Nazir Ahmad Saleemi	Cloth Shop

Integrated Development and Asset Management Plan (IDAMP)														
Municipal Committee Kamalia														
Form: IDAMP-A17					Shop Asset Condition Assessment							Asset Code: _____ Date: 02-05-2023		
SR	Shop Code	Property Address	Latitude	Longitude	Area (Sqft)	No of Stories	Property Location Status	Ownership Status	Encroachment Status	Litigation Exist	Current Status	Condition	Tenant Name	Business
105	04006	Iqbal Bazar, Kamalia	30.72571869	72.64863203	96	1	Commercial	Owned/Managed	No	No	Rented/Leased	Good	Sk. Abdul Hamid	Cloth Shop
106	04007	Iqbal Bazar, Kamalia	30.7256971	72.64846347	96	1	Commercial	Owned/Managed	No	No	Rented/Leased	Good	Abdul Hamid	Cloth Shop
107	05007	Railway Road Near Eid Gah, Kamalia	30.72658466	72.6405343	96	1	Commercial	Owned/Managed	No	No	Rented/Leased	Good	Shabbir Hussain Dar	Travel Agency
108	05008	Railway Road Near Eid Gah, Kamalia	30.7266236	72.64041138	96	1	Commercial	Owned/Managed	No	No	Rented/Leased	Good	Shabbir Hussain Dar	Travel Agency
109	05006	Railway Road Near Eid Gah, Kamalia	30.72655736	72.64048259	96	1	Commercial	Owned/Managed	No	No	Rented/Leased	Good	Muhammad Rafiq	departmental store
110	05005	Railway Road Near Eid Gah, Kamalia	30.72653165	72.64047893	96	1	Commercial	Owned/Managed	No	No	Rented/Leased	Good	Muhammad Saleem	Barbar Shop


Integrated Development and Asset Management Plan (IDAMP)

Municipal Committee Kamalia

Form: IDAMP-A17		Shop Asset Condition Assessment										Asset Code: _____ Date: 02-05-2023		
SR	Shop Code	Property Address	Latitude	Longitude	Area (Sqft)	No of Stories	Property Location Status	Ownership Status	Encroachment Status	Litigation Exist	Current Status	Condition	Tenant Name	Business
111	05001	Railway Road Near Eid Gah, Kamalia	30.72640426	72.64043558	96	1	Commercial	Owned/Managed	No	No	Rented/Leased	Good	Rana Muhammad Hanif	Fruit Shop
112	05003	Railway Road Near Eid Gah, Kamalia	30.72643986	72.64047914	96	1	Commercial	Owned/Managed	No	No	Rented/Leased	Good	Kashif Illiyas	Auto Workshop
113	05002	Railway Road Near Eid Gah, Kamalia	30.72649536	72.64045357	96	1	Commercial	Owned/Managed	No	No	Rented/Leased	Good	Kashif Illiyas	Auto Workshop
114	05004	Railway Road Near Eid Gah, Kamalia	30.72654135	72.64043537	96	1	Commercial	Owned/Managed	No	No	Rented/Leased	Good	Liaqat Ali	Cooling center
115	05009	Railway Road Near Eid Gah, Kamalia	30.7266257	72.64038894	96	1	Commercial	Owned/Managed	No	No	Rented/Leased	Good	welding shop	Tent Service
116	05010	Railway Road Near Eid Gah, Kamalia	30.72665403	72.64051269	96	1	Commercial	Owned/Managed	No	No	Rented/Leased	Good	Muhammad Anwar	Store

Integrated Development and Asset Management Plan (IDAMP)

Municipal Committee Kamalia

Form: IDAMP-A17		Shop Asset Condition Assessment										Asset Code: _____ Date: 02-05-2023		
SR	Shop Code	Property Address	Latitude	Longitude	Area (Sqft)	No of Stories	Property Location Status	Ownership Status	Encroachment Status	Litigation Exist	Current Status	Condition	Tenant Name	Business
117	05011	Railway Road Near Eid Gah, Kamalia	30.7266755	72.64050887	96	1	Commercial	Owned/Managed	No	No	Rented/Leased	Good	Abdul Rehman	Store
118	05012	Railway Road Near Eid Gah, Kamalia	30.72666239	72.64047758	96	1	Commercial	Owned/Managed	No	No	Rented/Leased	Good	Abdul Rasheed	Babar shop
119		Iqbal Bazar, Kamalia	30.72574965	72.64869324	150	1	Commercial	Owned/Managed	No	No	Rented/Leased	Good	Ali Raza /Abdul Majeed Babu	Cloth Shop
Average Score		1			2			3			4		5	
Asset Condition		Excellent			Good			Fair			Poor		Failing	
Category		A			B			C			D		E	
Data Collected By: Mr. Tayyab					Designation: Team Member					 Sign & Date: 30 May 2023				

Integrated Development and Asset Management Plan (IDAMP)

Municipal Committee Kamalia

Form:
IDAMP-A17

Shop
Asset Condition Assessment

Asset Code: _____
Date: 02-05-2023

SR .	Shop Code	Property Address	Latitude	Longitude	Area (Sqft)	No of Stories	Property Location Status	Ownership Status	Encroachment Status	Litigation Exist	Current Status	Condition	Tenant Name	Business
------	-----------	------------------	----------	-----------	-------------	---------------	--------------------------	------------------	---------------------	------------------	----------------	-----------	-------------	----------

Data Checked By: Mr. M. Fiaz

Designation: Team Lead




Sign & Date: 30 May 2023



D. Other Buildings


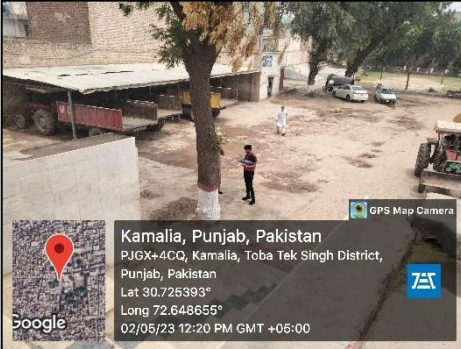


Sr #	Name	Age (Years)	Area (Acre)	Condition	Status	Book Value (PKR Mil)
2	Old Fire Brigade Office (Zeeshan Colony)	43	Not Available	Failing	Non-Functional	
3	Garage(Iqbal Bazaar)	28	0.04	Fair	Functional	3.2
4	Ex Police Chowki (Iqbal Bazaar)	20	Not Available	Poor	Non-Functional	


Integrated Development and Asset Management Plan (IDAMP)			
Municipal Committee Kamalia			
Form: IDAMP-A14	Building Asset Condition Assessment		Asset Code: _____ Date: 02-05-2023
Name		Fire Brigade	
Location	Latitude	30.737756	
	Longitude	72.644245	
Address		Zeeshan Colony, Kamalia	
Year of Construction		1980	
Land Area (Acres)		Not Available	
No. of Stories		1	
Condition		Failing	
Purpose		Fire Brigade	
No. of Staff		0	
No. of Rooms		0	
Conference/Meeting Room		Yes	No
Store Room		Yes	No
Study Room/Book Shelf		Yes	No
Boundary Wall		Yes	No
Heating & Cooling Arrangement		Yes	No
Parking Lots		Yes	No
Drinking Water Facilities		Yes	No
Availability and quality of water (based on available water quality test reports)		Yes	No
Washrooms / Sewerage System		Yes	No
Separate Washroom for Ladies		Yes	No
Prayers Area/room		Yes	No
Furniture		Yes	No
Electric Appliances (Fans Etc.)		Yes	No
Machinery & Equipment		Yes	No






Kamalia, Punjab, Pakistan
 PUQV+4QJ, Rd, Zeeshan Colony, Kamalia, Toba
 Tek Singh District, Punjab, Pakistan
 Lat 30.737756°
 Long 72.644245°
 02/05/23 04:11 PM GMT +05:00

Integrated Development and Asset Management Plan (IDAMP)					
Municipal Committee Kamalia					
Form: IDAMP-A14	Building Asset Condition Assessment			Asset Code: _____ Date: 02-05-2023	
Sports Club	Yes	No			
Staff Attendance System	Yes	No			
Emergency Alarm System	Yes	No			
Fire Fighting System / Equipment	Yes	No			
Ramps for wheel chairs at entry gate	Yes	No			
Security Guard	Yes	No			
Park/lawn outdoor/indoor plantation	Yes	No			
Overall Rating					
Average Score	1	2	3	4	5
Asset Condition	Excellent	Good	Fair	Poor	Failing
Category	A	B	C	D	E
Remarks / Requirements					
<ul style="list-style-type: none"> The building has remained non-functional for an extended period due to the municipal corporation utilizing the office's garage space to park Fire Brigade vehicles 					
Data Collected By: Mr. Tayyab		Designation: Team Member		 Sign & Date: 30 May 2023	
Data Checked By: Mr. M. Fiaz		Designation: Team Lead		 Sign & Date: 30 May 2023	
Integrated Development and Asset Management Plan (IDAMP)					
Municipal Committee Kamalia					
Form: IDAMP-A14	Building Asset Condition Assessment			Asset Code: _____ Date: 02-05-2023	
Name	Garage		Pictures		
Location	Latitude	30.725506			
	Longitude	72.64883			
Address	Iqbal Bazaar, Kamalia				
Year of Construction	1995				
Land Area (Acres)	0.04				
No. of Stories	1				
Condition	Fair				
Purpose	Parking of MC Vehicles				
No. of Staff	--				
No. of Rooms	--				
Conference/Meeting Room	Yes	No			
Store Room	Yes	No			
Study Room/Book Shelf	Yes	No			
Boundary Wall	Yes	No			
Heating & Cooling Arrangement	Yes	No			

Integrated Development and Asset Management Plan (IDAMP)					
Municipal Committee Kamalia					
Form: IDAMP-A14	Building Asset Condition Assessment			Asset Code: _____ Date: 02-05-2023	
Parking Lots	Yes	No	  		
Drinking Water Facilities	Yes	No			
Availability and quality of water (based on available water quality test reports)	Yes	No			
Washrooms / Sewerage System	Yes	No			
Separate Washroom for Ladies	Yes	No			
Prayers Area/room	Yes	No			
Furniture	Yes	No			
Electric Appliances (Fans Etc.)	Yes	No			
Machinery & Equipment	Yes	No			
Sports Club	Yes	No			
Staff Attendance System	Yes	No			
Emergency Alarm System	Yes	No			
Fire Fighting System / Equipment	Yes	No			
Ramps for wheel chairs at entry gate	Yes	No			
Security Guard	Yes	No			
Park/lawn outdoor/indoor plantation	Yes	No			
Overall Rating					
Average Score	1	2	3	4	5
Asset Condition	Excellent	Good	Fair	Poor	Failing
Category	A	B	C	D	E
Remarks / Requirements					
<ul style="list-style-type: none"> This building is used for the parking of MC vehicles. 					
Data Collected By: Mr. Tayyab	Designation: Team Member		 Sign & Date: 30 May 2023		

Integrated Development and Asset Management Plan (IDAMP)		
Municipal Committee Kamalia		
Form: IDAMP-A14	Building Asset Condition Assessment	Asset Code: _____ Date: 02-05-2023
Data Checked By: Mr. M. Fiaz	Designation: Team Lead	 Sign & Date: 30 May 2023

Integrated Development and Asset Management Plan (IDAMP)			
Municipal Committee Kamalia			
Form: IDAMP-A14	Building Asset Condition Assessment	Asset Code: _____ Date: 02-05-2023	
Name	Ex Police Chowki	<div align="center">Pictures</div> 	
Location			
Latitude	30.725734		
Longitude	72.648484		
Address	Iqbal Bazaar, Kamalia		
Year of Construction	2003		
Land Area (Acres)	Not Available		
No. of Stories	1		
Condition	Poor		
Purpose	Non-Functional		
No. of Staff	0		
No. of Rooms	0		
Conference/Meeting Room	Yes		No
Store Room	Yes		No
Study Room/Book Shelf	Yes		No
Boundary Wall	Yes		No
Heating & Cooling Arrangement	Yes		No
Parking Lots	Yes		No
Drinking Water Facilities	Yes		No
Availability and quality of water (based on available water quality test reports)	Yes		No
Washrooms / Sewerage System	Yes	No	
Separate Washroom for Ladies	Yes	No	
Prayers Area/room	Yes	No	
Furniture	Yes	No	
Electric Appliances (Fans Etc.)	Yes	No	
Machinery & Equipment	Yes	No	
Sports Club	Yes	No	
Staff Attendance System	Yes	No	
Emergency Alarm System	Yes	No	
Fire Fighting System / Equipment	Yes	No	
Ramps for wheel chairs at entry gate	Yes	No	
Security Guard	Yes	No	



Integrated Development and Asset Management Plan (IDAMP)					
Municipal Committee Kamalia					
Form: IDAMP-A14	Building Asset Condition Assessment			Asset Code: _____ Date: 02-05-2023	
Park/lawn outdoor/indoor plantation	Yes	No			
Overall Rating					
Average Score	1	2	3	4	5
Asset Condition	Excellent	Good	Fair	Poor	Failing
Category	A	B	C	D	E
Remarks / Requirements					
<ul style="list-style-type: none"> The building is in poor condition and non-functional for a long time 					
Data Collected By: Mr. Tayyab		Designation: Team Member		 Sign & Date: 30 May 2023	
Data Checked By: Mr. M. Fiaz		Designation: Team Lead		 Sign & Date: 30 May 2023	

5. PUBLIC PLACES

A. Slaughter House



Sr #	Name	Age (Years)	Area (Acre)	Condition	Status	Book Value (PKR Mil)
1	Slaughter House (Klasan)	33	0.38	Fair	Functional	60




Integrated Development and Asset Management Plan (IDAMP)					
Municipal Committee Kamalia					
Form: IDAMP-A15	Slaughterhouse Asset Condition Assessment		Asset Code: _____ Date: 02-05-2023		
Name		Slaughter House		Pictures	
Location	Latitude	30.73776			
	Longitude	72.630125			
Address		Nilkian Wala Road, Kamalia			
Year of Construction		1990			
Total Area (Acres)		0.38			
Ownership		MC			
Slaughter Capacity (Per Day)	Larger Animals	15			
	Smaller Animals	35			
Supervisor		Yes	No		
Doctor's Room		Yes	No		
Inhabitation Facility		Yes	No		
Slaughtering Hall		Yes	No		
Evisceration Hall		Yes	No		
Meat Cutting Room		Yes	No		
Blood Collection Arrangements		Yes	No		
Skin Storage Room		Yes	No		
Tools Disinfectant System		Yes	No		
Health and Hygiene SOPs		Yes	No		
Refrigeration / Storage System		Yes	No		
Separate Facility for Sick Animals		Yes	No		
Water Supply System		Yes	No		
Drainage & Disposal Facility		Yes	No		
Solid Waste Collection Facility		Yes	No		
Boundary Wall & Gate		Yes	No		
Approach Road Condition		Good	Fair		Poor

Civil Structure Condition	Good	Fair	Poor		
Overall Rating					
Average Score	1	2	3	4	5
Asset Condition	Excellent	Good	Fair	Poor	Failing
Category	A	B	C	D	E
Remarks / Requirements					
<ul style="list-style-type: none"> Ensure the establishment of efficient blood collection arrangements. Set up a dedicated skin storage room for hygienic purposes. Implement a reliable tools disinfectant system. Develop and enforce comprehensive health and hygiene standard operating procedures (SOPs). Install a robust refrigeration and storage system for proper preservation.. 					
Data Collected By: Mr. Tayyab		Designation: Team Member		 Sign & Date: 30 May 2023	
Data Checked By: Mr. M. Fiaz		Designation: Team Lead		 Sign & Date: 30 May 2023	

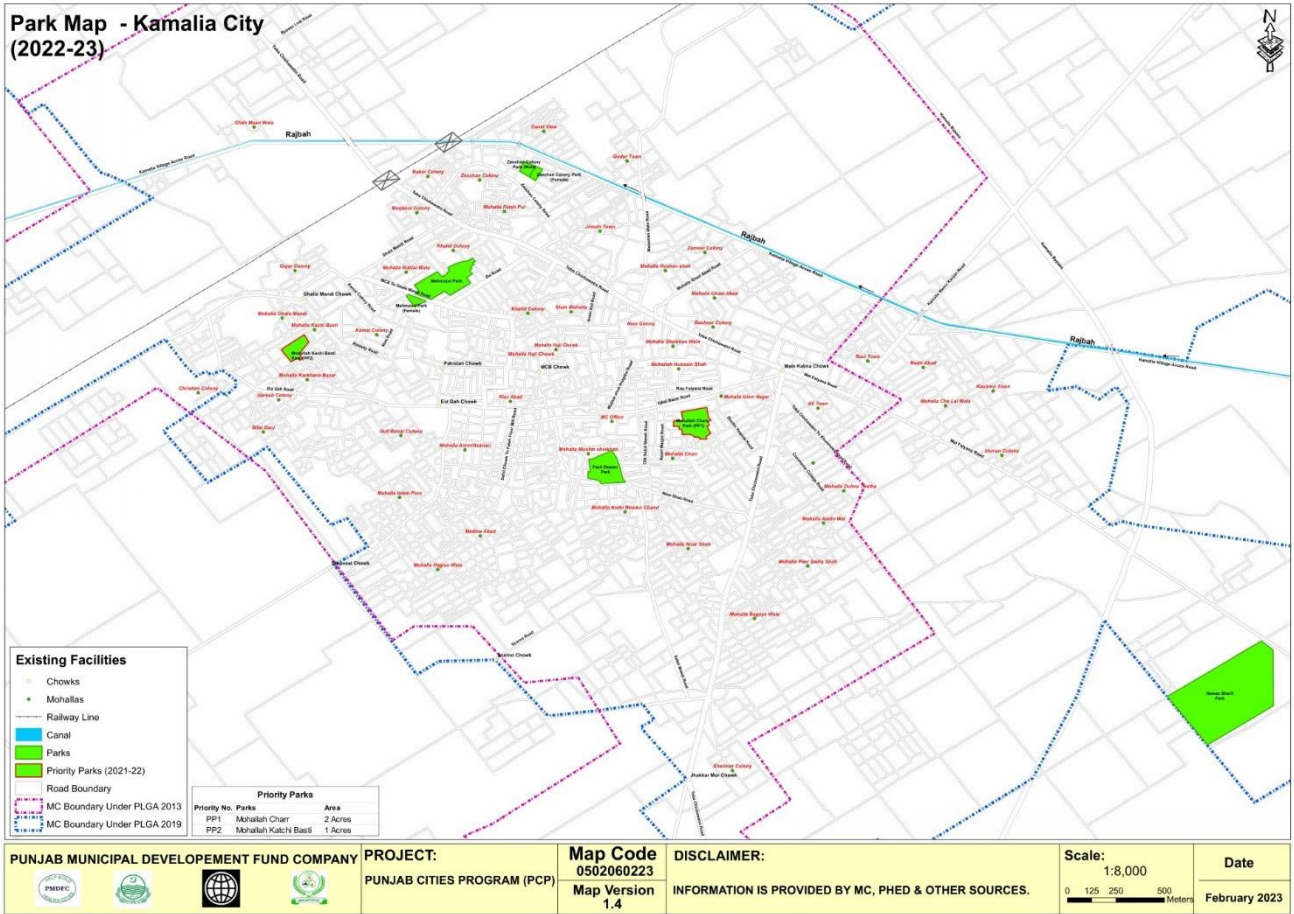
B. Bus Stand

Sr #	Name	Area (Acre)	Condition	Status	Book Value (PKR Mil)
1	General Bus Stand	1.18		Yet to be constructed	94

Integrated Development and Asset Management Plan (IDAMP)							
Municipal Committee Kamalia							
Form: IDAMP-A12		Bus Stand		Asset Code: _____			
		Asset Condition Assessment		Date: 02-05-2023			
Name		General Bus Stand		Pictures			
Location	Latitude	30.707661					
	Longitude	72.652426					
Address		Chicha Watni Road					
Year of Construction		Yet to be Constructed					
Last Major Renovation							
Area		9 Kanal 6 Marla					
Ownership		MC					
Class		A	B			C	D
Designed Capacity of Vehicles	Buses						
	Coasters						
	Wagons						
Daily parking of vehicles (based on information provided by MC)	Buses						
	Coasters						
	Wagons						
	Rickshaws						
Distance from the urban area							
Security	At Entry	Yes	No				
	At Exit	Yes	No				
Gate	At Entry	Yes	No				
	At Exit	Yes	No				
Waiting Area	Men	Yes	No				
	Families	Yes	No				
Washroom	Male	Yes	No				
	Female	Yes	No				
Prayer Room	Male	Yes	No				
	Female	Yes	No				
Administration Office		Yes	No				
Parking Stand	Rickshaw	Yes	No				
	Cars	Yes	No				
Fuel Outlets		Yes	No				
Reception Desk		Yes	No				
							

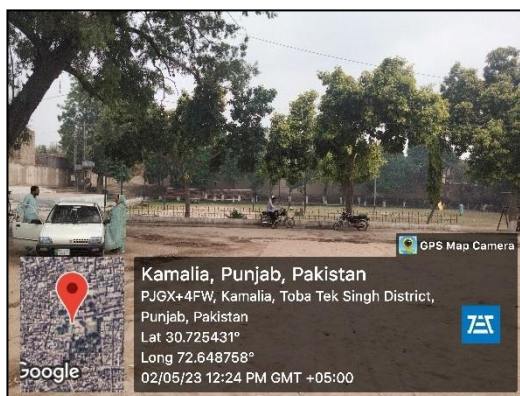
Integrated Development and Asset Management Plan (IDAMP)							
Municipal Committee Kamalia							
Form: IDAMP-A12	Bus Stand Asset Condition Assessment			Asset Code: _____ Date: 02-05-2023			
Ticketing System	Yes	No					
Tuck Shop	Yes	No					
Workshop	Yes	No					
Ablution Area	Yes	No					
Pedestrian	Yes	No					
Green Spaces	Yes	No					
Water Drinking Arrangement	Yes	No					
Water Disposal Arrangement	Yes	No					
Boarding Shed	Yes	No					
Workshops	Yes	No					
Lighting							
Boundary Wall	Yes	No					
Flooring & Pavement	Type						
	Condition	Good				Fair	Poor
Overall Rating							
Average Score	1	2	3	4	5		
Asset Condition	Excellent	Good	Fair	Poor	Failing		
Category	A	B	C	D	E		
Remarks / Requirements							
<ul style="list-style-type: none"> No remarks 							
Data Collected By: Mr. Tayyab		Designation: Team Member		 Sign & Date: 30 May 2023			
Data Checked By: Mr. M. Fiaz		Designation: Team Lead		 Sign & Date: 30 May 2023			


C. Parks




Sr #	Name	Area (Acre)	Condition	Status	Book Value (PKR Mil)
1	MC Office	1	Fair	Functional	96
2	Jinnah park	4	Good	Functional	384
3	Zeeshan Colony	0.5	Fair	Functional	48
4	Lady Park	0.75	Fair	Functional	60
5	Nawaz Sharif Park	12	Poor	Functional	764




Integrated Development and Asset Management Plan (IDAMP)					
Municipal Committee Kamalia					
Form: IDAMP-A10	Park Asset Condition Assessment			Asset Code: _____ Date: 02-05-2023	
Name		MC Office		Pictures	
Location	Latitude	30.725431			
	Longitude	72.648758			
Area In Acres		1			
Ownership-Owned by MC or possession allocated to MC by any other department (documents available)		MC			
Turfing Condition		Good	Fair		Poor
Approach Road		Good	Fair		Poor
Parking Lots		Yes			No
Canteen Availability		Yes			No
Average number of daily visitors (based on the assessment of MC staff)		200			
Any illegal occupants or encroachments observed- if yes, type		Yes			No
Security system		Yes			No
Watering & Irrigation					
Tube Well		Yes			No
Water Supply from Municipal System		Yes			No
Water Tank		Yes		No	
Pumping Unit		Yes		No	
Distribution Pipe Lines		Yes		No	
Valves		Yes		No	
Sprinkler System		Yes		No	
Ground water storage reservoirs/ponds		Yes		No	
Landscaping & Plantation					
Grass Beds		Yes		No	
Flower Beds		Yes		No	
Hedges		Yes		No	
Plants		Yes		No	
Number of trees and species (based on readily available information at MC)		50			
Lights					
Total Number		15			
Poles		Yes		No	
Cables		Yes		No	
Brackets And Lights		Yes		No	
Bulbs And Tubes		Yes		No	
Control Units		Yes		No	
Structures					



No. of Toilets	Gents	2			
	Ladies	1			
Condition of Toilets	Gents	Good			
	Ladies	Good			
Buildings	Yes	No			
Fountains & Water Fall Structure	Yes	No			
Walkways	Yes	No			
Jogging tracks	Yes	No			
Ramps at entry gates for wheel chairs	Yes	No			
Bridges & Culverts	Yes	No			
Play Area	Yes	No			
Gazebos	Yes	No			
Benches/ sitting arrangements	Yes	No			
Boundary Wall & Gate	Yes	No			
Toilets	Yes	No			
Lakes & Brooks	Yes	No			
Mechanical Equipment					
Pumping Units	Yes	No			
Swings	Yes	No			
Children Games	Yes	No			
Fixtures	Yes	No			
Benches	Yes	No			
Sanitation & Water Supply					
Litter Bins	Yes	No			
Condition of SWM	Fair				
Toilet Fixtures	Yes	No			
Sewerage System	Yes	No			
Vegetation Cuttings & Disposal	Yes	No			
Drinking water availability and quality (based on availability of water quality test reports)	No				
Water Pipes	Yes	No			
HR					
Security Guards	Yes	No			
Landscape Experts	Yes	No			
Mali / Beldaar (Number)	Yes	No			
Overall Rating					
Average Score	1	2	3	4	5
Asset Condition	Excellent	Good	Fair	Poor	Failing
Category	A	B	C	D	E
Remarks / Requirements					
<ul style="list-style-type: none"> Install children's games in the park for recreational activities. Create flower beds to enhance the park's visual appeal. Install a sprinkler system for efficient landscape maintenance. Seek input from landscape experts for park improvements. Ensure regular maintenance of park facilities for optimal functionality. 					
Data Collected By: Mr. Tayyab		Designation: Team Member		 Sign & Date: 30 May 2023	

Data Checked By: Mr. M. Fiaz	Designation: Team Lead	 Sign & Date: 30 May 2023
------------------------------	------------------------	---



Integrated Development and Asset Management Plan (IDAMP)				
Municipal Committee Kamalia				
Form: IDAMP-A10	Park Asset Condition Assessment			Asset Code: _____ Date: 02-05-2023
Name		Jinnah Park		Pictures
Location	Latitude	30.723214		
	Longitude	72.648898		
Area In Acres		4		
Ownership-Owned by MC or possession allocated to MC by any other department (documents available)		MC		
Turfing Condition	Good	Fair	Poor	
Approach Road	Good	Fair	Poor	
Parking Lots	Yes	No		
Canteen Availability	Yes	No		
Average number of daily visitors (based on the assessment of MC staff)		300		
Any illegal occupants or encroachments observed- if yes, type		Yes	No	
Security system		Yes	No	
Watering & Irrigation				
Tube Well		Yes	No	
Water Supply from Municipal System		Yes	No	
Water Tank		Yes	No	
Pumping Unit		Yes	No	
Distribution Pipe Lines		Yes	No	
Valves		Yes	No	
Sprinkler System		Yes	No	
Ground water storage reservoirs/ponds		Yes	No	
Landscaping & Plantation				
Grass Beds		Yes	No	
Flower Beds		Yes	No	
Hedges		Yes	No	
Plants		Yes	No	
Number of trees and species (based on readily available information at MC)		400		
Lights				
Total Number		40		

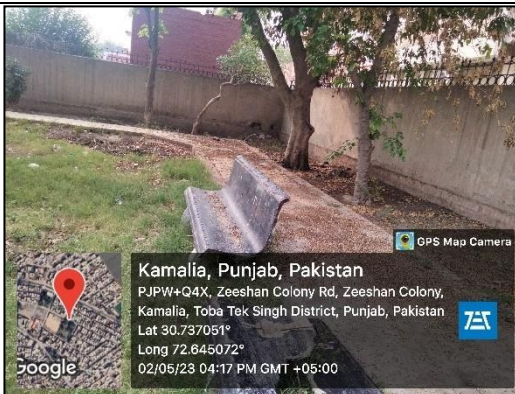






Poles	Yes	No			
Cables	Yes	No			
Brackets And Lights	Yes	No			
Bulbs And Tubes	Yes	No			
Control Units	Yes	No			
Structures					
No. of Toilets	Gents	0			
	Ladies	0			
Condition of Toilets	Gents	Nil			
	Ladies	Nil			
Buildings	Yes	No			
Fountains & Water Fall Structure	Yes	No			
Walkways	Yes	No			
Jogging tracks	Yes	No			
Ramps at entry gates for wheel chairs	Yes	No			
Bridges & Culverts	Yes	No			
Play Area	Yes	No			
Gazebos	Yes	No			
Benches/ sitting arrangements	Yes	No			
Boundary Wall & Gate	Yes	No			
Toilets	Yes	No			
Lakes & Brooks	Yes	No			
Mechanical Equipment					
Pumping Units	Yes	No			
Swings	Yes	No			
Children Games	Yes	No			
Fixtures	Yes	No			
Benches	Yes	No			
Sanitation & Water Supply					
Litter Bins	Yes	No			
Condition of SWM	Good				
Toilet Fixtures	Yes	No			
Sewerage System	Yes	No			
Vegetation Cuttings & Disposal	Yes	No			
Drinking water availability and quality (based on availability of water quality test reports)	No				
Water Pipes	Yes	No			
HR					
Security Guards	Yes	No			
Landscape Experts	Yes	No			
Mali / Beldaar (Number)	Yes	No			
Overall Rating					
Average Score	1	2	3	4	5
Asset Condition	Excellent	Good	Fair	Poor	Failing
Category	A	B	C	D	E
Remarks / Requirements					
<ul style="list-style-type: none"> Install ramps for wheelchair accessibility at entry gates. Provide ample parking lots near the park. Include a canteen or food service area within the park. Create flower beds for enhanced park aesthetics. 					

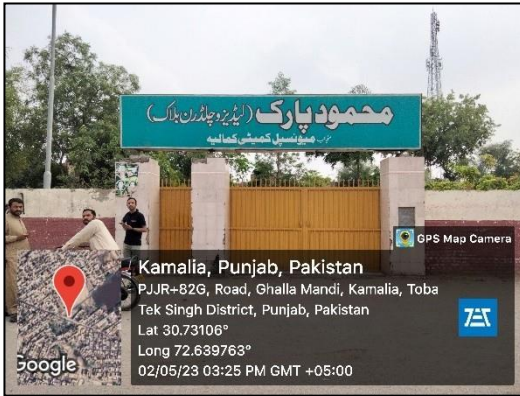



<ul style="list-style-type: none"> Seek expertise from landscape experts for park design and maintenance. 		
Data Collected By: Mr. Tayyab	Designation: Team Member	 Sign & Date: 30 May 2023
Data Checked By: Mr. M. Fiaz	Designation: Team Lead	 Sign & Date: 30 May 2023

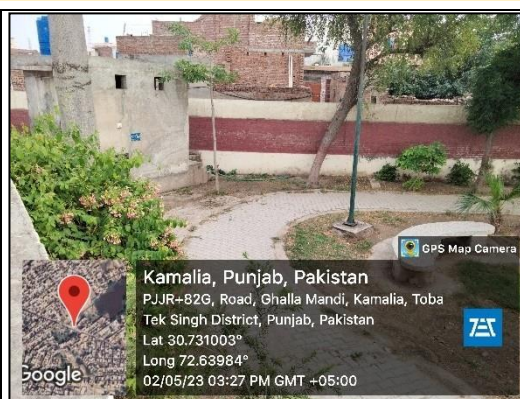
Integrated Development and Asset Management Plan (IDAMP)					
Municipal Committee Kamalia					
Form: IDAMP-A10	Park Asset Condition Assessment			Asset Code: _____ Date: 02-05-2023	
Name		Zeeshan Colony		Pictures	
Location	Latitude	30.737034			
	Longitude	72.645273			
Area In Acres		0.5			
Ownership-Owned by MC or possession allocated to MC by any other department (documents available)		MC			
Turfing Condition		Good	Fair		Poor
Approach Road		Good	Fair		Poor
Parking Lots		Yes	No		
Canteen Availability		Yes	No		
Average number of daily visitors (based on the assessment of MC staff)		100			
Any illegal occupants or encroachments observed-if yes, type		No			
Security system		Yes	No		
Watering & Irrigation					
Tube Well		Yes	No		
Water Supply from Municipal System		Yes	No		
Water Tank		Yes	No		
Pumping Unit		Yes	No		
Distribution Pipe Lines		Yes	No		
Valves		Yes	No		
Sprinkler System		Yes	No		
Ground water storage reservoirs/ponds		Yes	No		
Landscaping & Plantation					
Grass Beds		Yes	No		
Flower Beds		Yes	No		
Hedges		Yes	No		
					



Plants	Yes	No			
Number of trees and species (based on readily available information at MC)	50				
Lights					
Total Number	6				
Poles	Yes	No			
Cables	Yes	No			
Brackets And Lights	Yes	No			
Bulbs And Tubes	Yes	No			
Control Units	Yes	No			
Structures					
No. of Toilets	Gents	Nil			
	Ladies	Nil			
Condition of Toilets	Gents	Nil			
	Ladies	Nil			
Buildings	Yes	No			
Fountains & Water Fall Structure	Yes	No			
Walkways	Yes	No			
Jogging tracks	Yes	No			
Ramps at entry gates for wheel chairs	Yes	No			
Bridges & Culverts	Yes	No			
Play Area	Yes	No			
Gazebos	Yes	No			
Benches/ sitting arrangements	Yes	No			
Boundary Wall & Gate	Yes	No			
Toilets	Yes	No			
Lakes & Brooks	Yes	No			
Mechanical Equipment					
Pumping Units	Yes	No			
Swings	Yes	No			
Children Games	Yes	No			
Fixtures	Yes	No			
Benches	Yes	No			
Sanitation & Water Supply					
Litter Bins	Yes	No			
Condition of SWM	Poor				
Toilet Fixtures	Yes	No			
Sewerage System	Yes	No			
Vegetation Cuttings & Disposal	Yes	No			
Drinking water availability and quality (based on availability of water quality test reports)	No				
Water Pipes	Yes	No			
HR					
Security Guards	Yes	No			
Landscape Experts	Yes	No			
Mali / Beldaar (Number)	Yes	No			
Overall Rating					
Average Score	1	2	3	4	5
Asset Condition	Excellent	Good	Fair	Poor	Failing

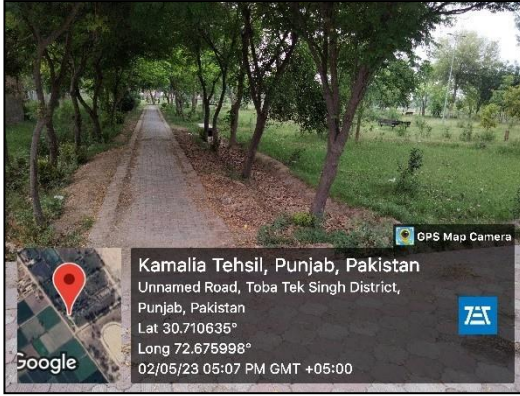
Category	A	B	C	D	E
Remarks / Requirements					
<ul style="list-style-type: none"> Deploy security guards to ensure the safety and security of park visitors and property. Engage landscape experts to design and maintain the park's landscape, ensuring optimal beauty and functionality. Implement a solid waste management system with strategically placed litter bins for proper disposal of waste and to maintain cleanliness in the park. 					
Data Collected By: Mr. Tayyab	Designation: Team Member		 Sign & Date: 30 May 2023		
Data Checked By: Mr. M. Fiaz	Designation: Team Lead		 Sign & Date: 30 May 2023		

Integrated Development and Asset Management Plan (IDAMP)						
Municipal Committee Kamalia						
Form: IDAMP-A10	Park Asset Condition Assessment			Asset Code: _____ Date: 02-05-2023		
Name		Lady Park		Pictures		
Location	Latitude	30.73106				
	Longitude	72.639763				
Area In Acres		0.75				
Ownership-Owned by MC or possession allocated to MC by any other department (documents available)		MC				
Turfing Condition		Good	Fair			Poor
Approach Road		Good	Fair			Poor
Parking Lots		Yes	No			
Canteen Availability		Yes	No			
Average number of daily visitors (based on the assessment of MC staff)		100				
Any illegal occupants or encroachments observed- if yes, type		No				
Security system		Yes	No			
Watering & Irrigation						
Tube Well		Yes	No			
Water Supply from Municipal System		Yes	No			
Water Tank		Yes	No			
Pumping Unit		Yes	No			
Distribution Pipe Lines		Yes	No			
Valves		Yes	No			
Sprinkler System		Yes	No			
						

Ground water storage reservoirs/ponds	Yes	No
Landscaping & Plantation		
Grass Beds	Yes	No
Flower Beds	Yes	No
Hedges	Yes	No
Plants	Yes	No
Number of trees and species (based on readily available information at MC)	60	
Lights		
Total Number	4	
Poles	Yes	No
Cables	Yes	No
Brackets And Lights	Yes	No
Bulbs And Tubes	Yes	No
Control Units	Yes	No
Structures		
No. of Toilets	Gents	--
	Ladies	2
Condition of Toilets	Gents	--
	Ladies	Poor
Buildings	Yes	No
Fountains & Water Fall Structure	Yes	No
Walkways	Yes	No
Jogging tracks	Yes	No
Ramps at entry gates for wheel chairs	Yes	No
Bridges & Culverts	Yes	No
Play Area	Yes	No
Gazebos	Yes	No
Benches/ sitting arrangements	Yes	No
Boundary Wall & Gate	Yes	No
Toilets	Yes	No
Lakes & Brooks	Yes	No
Mechanical Equipment		
Pumping Units	Yes	No
Swings	Yes	No
Children Games	Yes	No
Fixtures	Yes	No
Benches	Yes	No
Sanitation & Water Supply		
Litter Bins	Yes	No
Condition of SWM	Yes	No
Toilet Fixtures	Yes	No
Sewerage System	Yes	No
Vegetation Cuttings & Disposal	Yes	No
Drinking water availability and quality (based on availability of water quality test reports)	No	
Water Pipes	Yes	No
HR		
Security Guards	Yes	No
Landscape Experts	Yes	No
Mali / Beldaar (Number)	Yes	No





Overall Rating					
Average Score	1	2	3	4	5
Asset Condition	Excellent	Good	Fair	Poor	Failing
Category	A	B	C	D	E
Remarks / Requirements					
<ul style="list-style-type: none"> Overall, the condition of park is fair and majority of facilities are available. 					
Data Collected By: Mr. Tayyab	Designation: Team Member		 Sign & Date: 30 May 2023		
Data Checked By: Mr. M. Fiaz	Designation: Team Lead		 Sign & Date: 30 May 2023		

Integrated Development and Asset Management Plan (IDAMP)					
Municipal Committee Kamalia					
Form: IDAMP-A10	Park Asset Condition Assessment			Asset Code: _____ Date: 02-05-2023	
Name	Nawaz Sharif Park			Pictures	
Location	Latitude	30.752052			
	Longitude	72.664173			
Area In Acres	12				
Ownership-Owned by MC or possession allocated to MC by any other department (documents available)	MC				
Turfing Condition	Good	Fair	Poor		
Approach Road	Good	Fair	Poor		
Parking Lots	Yes	No			
Canteen Availability	Yes	No			
Average number of daily visitors (based on the assessment of MC staff)	400				
Any illegal occupants or encroachments observed- if yes, type	Yes	No			
Security system	Yes	No			
Watering & Irrigation					
Tube Well	Yes	No			
Water Supply from Municipal System	Yes	No			
Water Tank	Yes	No			
Pumping Unit	Yes	No			
Distribution Pipe Lines	Yes	No			
Valves	Yes	No			
Sprinkler System	Yes	No			

Ground water storage reservoirs/ponds	Yes	No
Landscaping & Plantation		
Grass Beds	Yes	No
Flower Beds	Yes	No
Hedges	Yes	No
Plants	Yes	No
Number of trees and species (based on readily available information at MC)	3000	
Lights		
Total Number	500 Plus	
Poles	Yes	No
Cables	Yes	No
Brackets And Lights	Yes	No
Bulbs And Tubes	Yes	No
Control Units	Yes	No
Structures		
No. of Toilets	Gents	2
	Ladies	2
Condition of Toilets	Gents	Failing
	Ladies	Failing
Buildings	Yes	No
Fountains & Water Fall Structure	Yes	No
Walkways	Yes	No
Jogging tracks	Yes	No
Ramps at entry gates for wheel chairs	Yes	No
Bridges & Culverts	Yes	No
Play Area	Yes	No
Gazebos	Yes	No
Benches/ sitting arrangements	Yes	No
Boundary Wall & Gate	Yes	No
Toilets	Yes	No
Lakes & Brooks	Yes	No
Mechanical Equipment		
Pumping Units	Yes	No
Swings	Yes	No
Children Games	Yes	No
Fixtures	Yes	No
Benches	Yes	No
Sanitation & Water Supply		
Litter Bins	Yes	No
Condition of SWM	Poor	
Toilet Fixtures	Yes	No
Sewerage System	Yes	No
Vegetation Cuttings & Disposal	Yes	No
Drinking water availability and quality (based on availability of water quality test reports)	No	
Water Pipes	Yes	No
HR		
Security Guards	Yes	No
Landscape Experts	Yes	No
Mali / Beldaar (Number)	Yes	No



Overall Rating					
Average Score	1	2	3	4	5
Asset Condition	Excellent	Good	Fair	Poor	Failing
Category	A	B	C	D	E
Remarks / Requirements					
<ul style="list-style-type: none"> Ensure canteen availability for park visitors. Improve park toilets for better facilities. Install fountains and a water feature structure. Install ramps at entry gates for wheelchair accessibility. Provide swings and children's play equipment. Implement effective solid waste management. Requirement: Seek expertise from landscape experts for park maintenance. 					
Data Collected By: Mr. Tayyab		Designation: Team Member		 Sign & Date: 30 May 2023	
Data Checked By: Mr. M. Fiaz		Designation: Team Lead		 Sign & Date: 30 May 2023	


6. Land



A. Open Plots

Sr #	Location	Condition	Area (Acres)	Book Value (PKR Mil)
1	Bhalla Chowk	Fair	0.125	16
2	Mohallah Fazal Dewaan	Fair	0.362	45

7. Office Vehicles

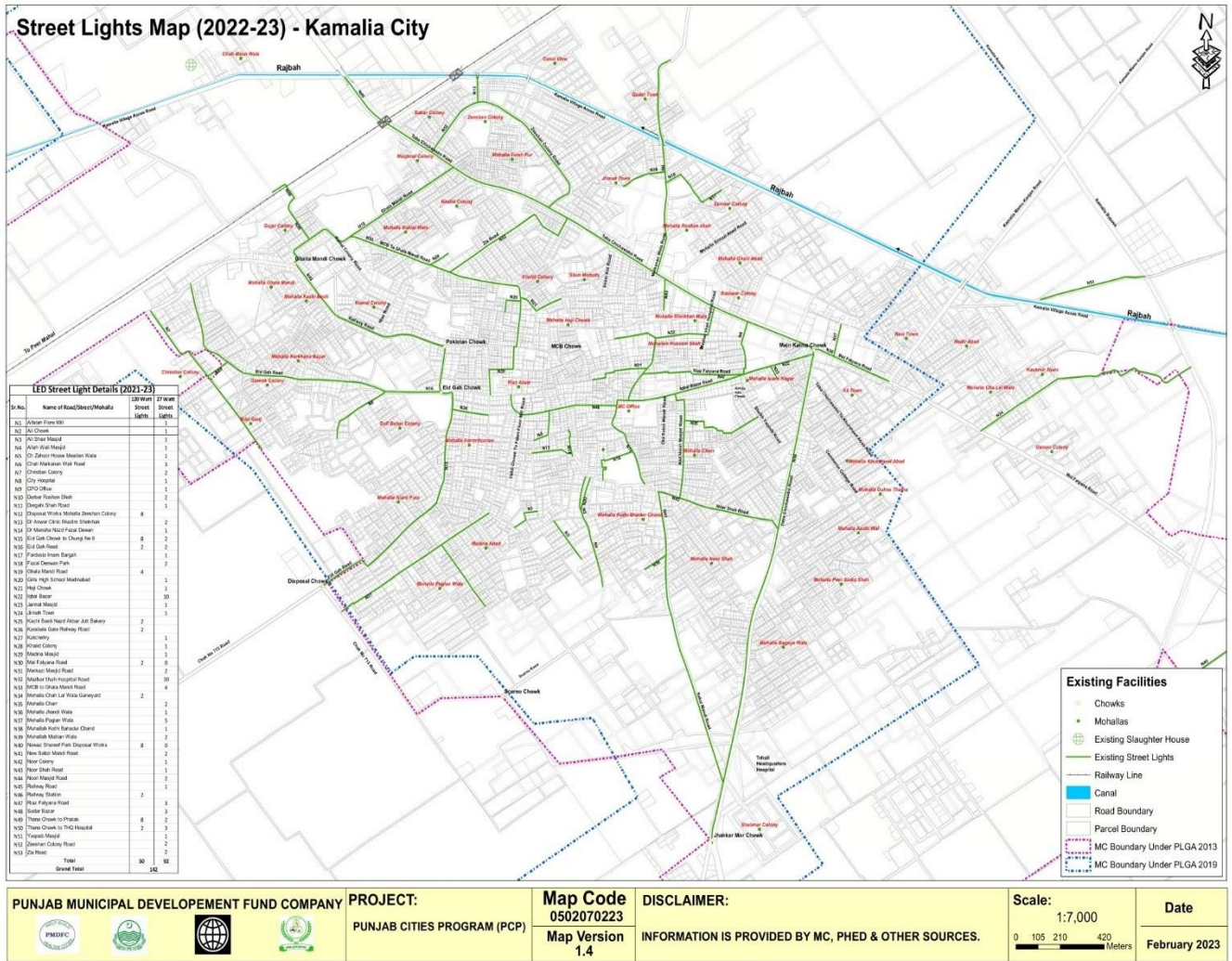
Sr #	Name	Registration Number	Age (Years)	Capacity	Condition	Status	Book Value (PKR Mil)
1	Cultus	TSB-9988	22	1000 cc	Fair	Functional	0.25

Integrated Development and Asset Management Plan (IDAMP)	
Municipal Committee Kamalia	
Form: IDAMP-A16	Moveable Asset Asset Condition Assessment
Asset Code: _____ Date: 02-05-2023	
Type of Vehicle / Machinery	Pictures
Car	
Capacity	4 Person
Purpose	Office Use
Year of Manufacturing	2001
Model	TSB-9988(Cultus)
Capital Cost	--
Fuel Consumption (litre/month)	232
Condition	Fair
Engine Capacity	1000 cc
Maintenance Cost	3,200
Oiling /Fitness	Yes
Fitness Certificate	No
Registered	Yes

Remarks / Requirements		
No remarks		
Data Collected By: Mr. Tayyab	Designation: Team Member	 Sign & Date: 30 May 2023
Data Checked By: Mr. M. Fiaz	Designation: Team Lead	 Sign & Date: 30 May 2023


8. Street Lights



Street Light Map



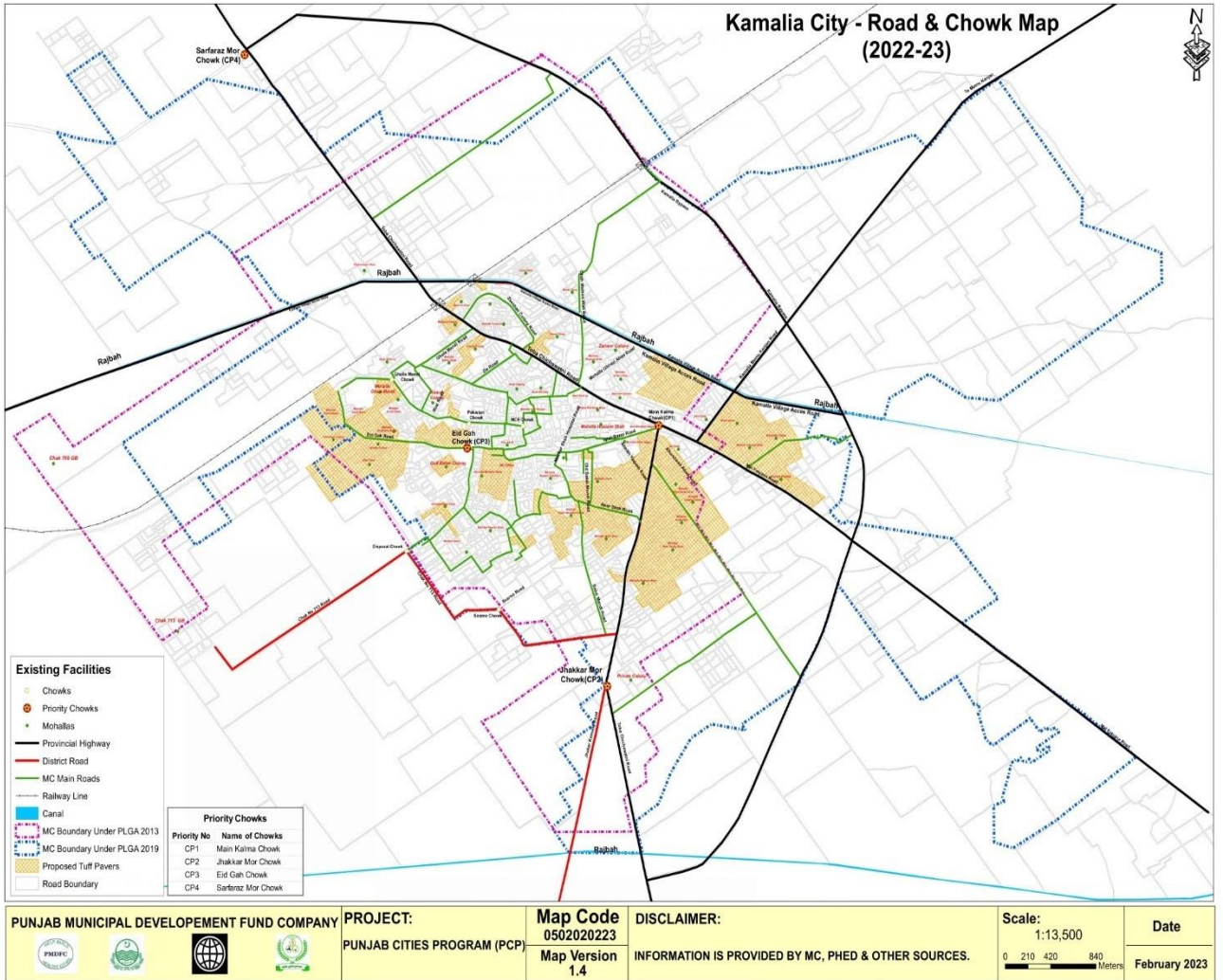
	Streetlights	MC Operated	Privately operated
Operational Street Lights	148	148	0
Non-Operational Street Lights	1220	1220	0
Total	1368	1368	0

Precast Concrete	Steel Structure	Tubular Steel	Wall Mounted	Grand Total
387	164	654	163	1368

Integrated Development and Asset Management Plan (IDAMP)								
Municipal Committee Kamalia								
Form: IDAMP-A9	Street Lights Asset Condition Assessment						Asset Code: _____ Date: 02-05- 2023	
Pictures								
								
Area	Total	Type of Luminaries						Operational Status
		Incandescent Bulb (100W)	CFL (W)		LED (W)			
			23	24	12	18	50	
Johny shah road , Baghi wala mahalla, Main Checha Water road, Main Checha Watni road, Baghi wala muhalla , main Road Ara stop no 3, Chowk no 711 wala road, Area Stop no 3, Justice colony, Justice colony road, Muhalla Hussain Shah, Muhalla Basheer Colony, Main Bazar Mohalla Islam nagar, , Iqbal Bazar, Purani Sabzi Mandi Road, Mohalla Muslim Sheikh, Mohalla Dargahi shah, Sadar Bazar, Mohalla Fateh Pur, Mohalla Kutab Pura, Main Rajana Road, Zeshan Colony, Pakistan Chowk, Railway Road, Gujar Colony, Mohalla Behlol Wala, Noor Shah Road, Mohalla Klala Wala, Mohalla Charh Wala, Zaiya Road	787	59	7	2	76	1	3	Operational
Mohla Bilal Ganj, Mohalla Ambar Tarsan, Mohala Jandi Wala, Dehli Chowk, Eid Ghah Chowk, Kachi Basti, Railway Road, Muhammad Bin Qasim Road, Mohalla Khaji Wala, Mohalla Naiz Abad, Mohallah Ali Shah, Mohalla Mebtry Wala, Tota Bazar, Fazial Deewan Park, New Sabzi Mandi Road, Mohalla Madian Abad, Mehmood Ladies Park, Mohalla Paghla Wala, Mohalla Jandi Wala, Railway road	581							
Total	1368		148					Operational
Remarks / Requirements								



<ul style="list-style-type: none">No remarks		
Data Collected By: Mr. Tayyab	Designation: Team Member	 Sign & Date: 30 May 2023
Data Checked By: Mr. M. Fiaz	Designation: Team Lead	 Sign & Date: 30 May 2023

9. ROADS





Sr #	Road Name	R.O.W (ft)	Existing Type	Length (km)
1	Dr. Naeem to Iqbal Bazar	Not Available	T.S.T	0.37
2	Main Chichawatni Road to MC Office	Not Available	T.S.T	0.38
3	Mohib Ali Shah	Not Available	T.S.T	0.61
4	City Top Hotel	Not Available	T.S.T	0.30
5	Mekananwali Chongi	Not Available	T.S.T	0.61
6	Telephone Exchange to Tota Bazar	Not Available	T.S.T	1.01
7	Iqbal Bazar To Main Gate Office MC	Not Available	T.S.T	0.21
8	Markazi Imam Barga,	Not Available	T.S.T	0.14
9	Mohallah Mehtianwala	Not Available	T.S.T	0.07
10	BOP Road	Not Available	T.S.T	0.18

Sr #	Road Name	R.O.W (ft)	Existing Type	Length (km)
11	Stop No. 3 Chichawatni Road To Disposal Work Chungi No. 6	15	T.S.T	3.00
12	Opposite Shell Pump To Pakistani Gate	15	T.S.T	1.50
13	Telephone Exchange To Eid Gah	33	T.S.T	1.50
14	Bhallah Chowk To Railway Station	15	T.S.T	0.75
15	Hasan Chowk To Bhalla Chowk	16	T.S.T	0.50
16	Norani Chowk Via Alfateh Floor Mill	15	T.S.T	0.60
17	Raza Bad To Sabzi Mandi	15	T.S.T	0.85
18	Hasan Chowk To Railway Road	15	T.S.T	0.45
19	Eid Gah To Disposal Work Chongi No. 6	24	T.S.T	0.85
20	Hashmat Chowk To Chowk Kohlowala Iqbal Bazar	18	T.S.T	0.50
21	Iqbal Bazar To Noor Shah	18	T.S.T	0.50

Integrated Development and Asset Management Plan (IDAMP)									
Municipal Committee Kamalia									
Form: IDAMP-A8	Road Asset Condition Assessment						Asset Code: _____ Date: 02-05-2023		
Pictures									
									
Sr. No.	Road Name	From	to	Ownership	TST, Asphalt Or Concrete Pavers	Row (Ft)	Paved Width (Ft)	Approx. Length (Km)	Condition
1	Dr. Naeem to Iqbal Bazar	Not Available			T.S.T	Not Available		0.37	

Integrated Development and Asset Management Plan (IDAMP)							
Municipal Committee Kamalia							
Form: IDAMP-A8	Road Asset Condition Assessment				Asset Code: _____ Date: 02-05-2023		
2	Main Chichawatni Road to MC Office	Not Available	T.S.T	Not Available		0.38	
3	Mohib Ali Shah	Not Available	T.S.T	Not Available		0.61	
4	City Top Hotel	Not Available	T.S.T	Not Available		0.30	
5	Mekananwali Chongi	Not Available	T.S.T	Not Available		0.61	
6	Telephone Exchange to Tota Bazar	Not Available	T.S.T	Not Available		1.01	
7	Iqbal Bazar To Main Gate Office MC		T.S.T	Not Available		0.21	
8	Markazi Imam Barga,		T.S.T	Not Available		0.14	
9	Mohallah Mehtianwala		T.S.T	Not Available		0.07	
10	BOP Road		T.S.T	Not Available		0.18	
11	Stop No. 3 Chichawatni Road To Disposal Work Chungi No. 6		T.S.T	15		3.00	
12	Opposite Shell Pump To Pakistani Gate		T.S.T	15		1.50	
13	Telephone Exchange To Eid Gah		T.S.T	33		1.50	
14	Bhallah Chowk To Railway Station		T.S.T	15		0.75	
15	Hasan Chowk To Bhalla Chowk		T.S.T	16		0.50	
16	Norani Chowk Via Alfateh Floor Mill	T.S.T	15		0.60		
17	Raza Bad To Sabzi Mandi	T.S.T	15		0.85		
18	Hasan Chowk To Railway Road	T.S.T	15		0.45		

Integrated Development and Asset Management Plan (IDAMP)							
Municipal Committee Kamalia							
Form: IDAMP-A8	Road Asset Condition Assessment					Asset Code: _____	Date: 02-05-2023
19	Eid Gah To Disposal Work Chongi No. 6		T.S.T	24		0.85	
20	Hashmat Chowk To Chowk Kohlowala Iqbal Bazar		T.S.T	18		0.50	
21	Iqbal Bazar To Noor Shah		T.S.T	18		0.50	
Remarks / Requirements							
<ul style="list-style-type: none"> No remarks 							
Data Collected By: Mr. Tayyab		Designation: Team Member		 Sign & Date: 30 May 2023			
Data Checked By: Mr. M. Fiaz		Designation: Team Lead		 Sign & Date: 30 May 2023			

Annexure B. Projects Coding Scheme:

Region Name	Region Code	MC	MC Code	Property Types	Property Type Code	Sub Property Types	Sub Property Type Code	Unique Codes
Central Punjab	02	Kamalia	10	Water Supply System	01	Tube wells	01	02-10-01-01-XX
						Water Supply Network (ft)	02	02-10-01-02-XX
						OHR	03	02-10-01-03-XX
						Filtration Plants	04	02-10-01-04-XX
						Vehicles	05	02-10-01-05-XX
						GST	06	02-10-01-06-XX
				Sewerage System	02	Sewerage Network (ft)	01	02-10-02-01-XX
						Disposal Stations	02	02-10-02-02-XX
						Vehicles	03	02-10-02-03-XX
				Solid Waste Management System	03	Dumping site	01	02-10-03-01-XX
						Vehicles	02	02-10-03-02-XX
						Parking Shed	03	02-10-03-03-XX
				Roads and Streets	04	Roads	01	02-10-04-01-XX
						Street	02	02-10-04-02-XX
						Street light	03	02-10-04-03-XX
				Public Places	05	Parks	01	02-10-05-01-XX
						Playgrounds	02	02-10-05-02-XX
						Open Spaces / Plots	03	02-10-05-03-XX
						Bus Stand	04	02-10-05-04-XX
						Library	05	02-10-05-05-XX
						Slaughter Houses	06	02-10-05-06-XX
Graveyards	07	02-10-05-07-XX						

Region Name	Region Code	MC	MC Code	Property Types	Property Type Code	Sub Property Types	Sub Property Type Code	Unique Codes
						Masjid/ Imam bargah	08	02-10-05-08-XX
						Shops	09	02-10-05-09-XX
				Others	06	Office buildings	01	02-10-06-01-XX
						Office vehicles	02	02-10-06-02-XX
						Residential building	03	02-10-06-03-XX

Annexure C. Project Screening and Phasing

Project ID: 02-10-01-02-01

Project Description : Improvement & Rehabilitation of Water Supply system in Kamalia City

Index	Question	Index Weight	Question Weight	Sub Weight	Possible Responses	Selected Response	Achieved Score
1. Project Purpose & Service Delivery Improvement							
1.1	Does the project fill a gap in a wider system of service delivery?	30	10	2.5	Minor contribution	Significant contribution	10
				7.5	Major contribution		
				10	Significant contribution		
1.2	Whether the project will contribute to Sectoral Plan / City Master Plan?	30	10	0	No contribution.	Major contribution to key development goal.	10
				2.5	Indirect contribution.		
				7.5	Minor direct contribution		
				10	Major contribution to key development goal.		
1.3	Whether the deference/ delay of the project is going to affect citizens' health, safety, property, prosperity etc.?	30	10	0	No consequences	Major immediate consequences	10
				2.5	Minor consequences		
				7.5	Major future consequences		
				10	Major immediate consequences		
2. Public Response							
2.1	Population served by the project.	15	7.5	1	Less than 10%	Greater than 20%	7.5
				5	Between 10% to 20%		
				7.5	Greater than 20%		
2.2			5	0	Majority opposition	Majority support	5

Index	Question	Index Weight	Question Weight	Sub Weight	Possible Responses	Selected Response	Achieved Score
	Is there support or opposition for the project from NGO's, community groups, network, media or business organizations?			1	Minority opposition		
				5	Majority support		
				2.5	Minority support		
2.3	Is there support or opposition from residents in the immediate vicinity of the new facility?		2.5	0	Majority opposition	Majority support	2.5
				0.5	Minority opposition		
				2.5	Majority support		
				1.5	Minority support		
3. Environmental Impact							
3.1	The impact of the proposed project on the quality of local environment (e.g. Air quality, Water pollution, Waste reduction, etc.	10	10	0	Negative effects on quality of the local environment	Positive effects on the quality of the local environment	10
				5	Neutral		
				10	Positive effects on the quality of the local environment		
4. Socio-Economic Impact							
4.1	Will the project bring in direct revenue?	15	7.5	0	No direct revenue	Direct revenue is not sufficient to meet O&M costs	2.5
				2.5	Direct revenue is not sufficient to meet O&M costs		
				5	Revenue meets O&M costs		
				7.5	Revenue exceeds O&M costs		
4.2	Are there indirect economic benefits from this project in the long term, e.g. employment		7.5	0	Negative impact on the local economy	Additional investment in the area and increased wealth for citizens	5
				2.5	Little or no long term economic development benefits		

Index	Question	Index Weight	Question Weight	Sub Weight	Possible Responses	Selected Response	Achieved Score	
	creation, investment generation, increase in land/property prices, reduction in citizens' expenditures, etc.?			5	Additional investment in the area and increased wealth for citizens			
				7.5	Significant competitive advantage to industry and boost to the local economy			
5. Ease of Implementation								
5.1	Has land been acquired for the project (If required)?	30	10	10	Yes	Yes	10	
				0	No			
5.2	Has funding been secured/allocated within the Local Government budget or whether the external sources of funding have been secured?		5	5	5	Yes	Yes	5
					0	No		
5.3	Will the project get approval from higher levels of Government?		5	5	1	Difficult	Easy	5
					2.5	Standard		
					5	Easy		
5.4	Ease of implementation of project in respect of technical design?		5	5	1	Difficult	Standard	3
					3	Standard		
					5	Easy		
5.5	Is there a capable system in place to implement and operate this project or is external support needed?		5	5	0	Outside expertise needed for construction, O&M	Outside expertise needed for construction phase only	1
					1	Outside expertise needed for construction phase only		
					3	Outside expertise needed for preparation phase i.e. feasibility studies		
					5	No outside expertise needed		
Total Achieved Score							86.5	

Project ID:

02-10-01-06-01

Project Description :

Construction of Underground Water Storage Tank

Index	Question	Index Weight	Question Weight	Sub Weight	Possible Responses	Selected Response	Achieved Score		
1. Project Purpose & Service Delivery Improvement									
1.1	Does the project fill a gap in a wider system of service delivery?	30	10	2.5	Minor contribution	Significant contribution	10		
				7.5	Major contribution				
				10	Significant contribution				
1.2	Whether the project will contribute to Sectoral Plan / City Master Plan?		30	10	0	No contribution.	Major contribution to key development goal.	10	
					2.5	Indirect contribution.			
					7.5	Minor direct contribution			
1.3	Whether the deference/ delay of the project is going to affect citizens' health, safety, property, prosperity etc.?			30	10	10	Major contribution to key development goal.	Major immediate consequences	10
						0	No consequences		
						2.5	Minor consequences		
		7.5				Major future consequences			
		30				10	Major immediate consequences		
						0	No consequences		
			2.5			Minor consequences			
2. Public Response									
2.1	Population served by the project.		15		7.5	1	Less than 10%	Greater than 20%	7.5
				5		Between 10% to 20%			
				7.5		Greater than 20%			
2.2	Is there support or opposition for the project from NGO's, community groups,			15	5	0	Majority opposition	Majority support	5
						1	Minority opposition		
		5				Majority support			

Index	Question	Index Weight	Question Weight	Sub Weight	Possible Responses	Selected Response	Achieved Score	
	network, media or business organizations?			2.5	Minority support	Majority support	2.5	
2.3	Is there support or opposition from residents in the immediate vicinity of the new facility?			2.5	0			Majority opposition
					0.5			Minority opposition
					2.5			Majority support
					1.5			Minority support
3. Environmental Impact								
3.1	The impact of the proposed project on the quality of local environment (e.g. Air quality, Water pollution, Waste reduction, etc.	10	10	0	Negative effects on quality of the local environment	Positive effects on the quality of the local environment	10	
				5	Neutral			
				10	Positive effects on the quality of the local environment			
4. Socio-Economic Impact								
4.1	Will the project bring in direct revenue?	15	7.5	0	No direct revenue	Direct revenue is not sufficient to meet O&M costs	2.5	
				2.5	Direct revenue is not sufficient to meet O&M costs			
				5	Revenue meets O&M costs			
				7.5	Revenue exceeds O&M costs			
4.2	Are there indirect economic benefits from this project in the long term, e.g. employment creation, investment generation, increase in land/property prices, reduction in citizens' expenditures, etc.?	15	7.5	0	Negative impact on the local economy	Additional investment in the area and increased wealth for citizens	5	
				2.5	Little or no long term economic development benefits			
				5	Additional investment in the area and increased wealth for citizens			
				7.5	Significant competitive advantage to industry and boost to the local economy			
5. Ease of Implementation								

Index	Question	Index Weight	Question Weight	Sub Weight	Possible Responses	Selected Response	Achieved Score
5.1	Has land been acquired for the project (If required)?	30	10	10	Yes	Yes	10
				0	No		
5.2	Has funding been secured/allocated within the Local Government budget or whether the external sources of funding have been secured?		5	5	Yes	Yes	5
				0	No		
5.3	Will the project get approval from higher levels of Government?		5	1	Difficult	Easy	5
				2.5	Standard		
				5	Easy		
5.4	Ease of implementation of project in respect of technical design?		5	1	Difficult	Standard	3
				3	Standard		
				5	Easy		
5.5	Is there a capable system in place to implement and operate this project or is external support needed?	5	0	Outside expertise needed for construction, O&M	Outside expertise needed for or construction phase only	1	
			1	Outside expertise needed for construction phase only			
			3	Outside expertise needed for preparation phase i.e. feasibility studies			
			5	No outside expertise needed			
Total Achieved Score							86.5

Project ID: 02-10-02-02-01

Project Description : Improvement of Existing Sewerage System and Disposal Stations for Kamalia City

Index	Question	Index Weight	Question Weight	Sub Weight	Possible Responses	Selected Response	Achieved Score		
1. Project Purpose & Service Delivery Improvement									
1.1	Does the project fill a gap in a wider system of service delivery?	30	10	2.5	Minor contribution	Significant contribution	10		
				7.5	Major contribution				
				10	Significant contribution				
1.2	Whether the project will contribute to Sectoral Plan / City Master Plan?		30	10	0	No contribution.	Major contribution to key development goal.	10	
					2.5	Indirect contribution.			
					7.5	Minor direct contribution			
1.3	Whether the deference/ delay of the project is going to affect citizens' health, safety, property, prosperity etc.?			30	10	0	No consequences	Major immediate consequences	10
						2.5	Minor consequences		
						7.5	Major future consequences		
		10				Major immediate consequences			
2. Public Response									
2.1	Population served by the project.	15			7.5	1	Less than 10%	Greater than 20%	7.5
			5			Between 10% to 20%			
			7.5			Greater than 20%			
2.2	Is there support or opposition for the project from NGO's, community groups, network, media or business organizations?		15		5	0	Majority opposition	Majority support	5
				1		Minority opposition			
				5		Majority support			
		2.5		Minority support					

Index	Question	Index Weight	Question Weight	Sub Weight	Possible Responses	Selected Response	Achieved Score
2.3	Is there support or opposition from residents in the immediate vicinity of the new facility?		2.5	0	Majority opposition	Majority support	2.5
				0.5	Minority opposition		
				2.5	Majority support		
				1.5	Minority support		
3. Environmental Impact							
3.1	The impact of the proposed project on the quality of local environment (e.g. Air quality, Water pollution, Waste reduction, etc.)	10	10	0	Negative effects on quality of the local environment	Positive effects on the quality of the local environment	10
				5	Neutral		
				10	Positive effects on the quality of the local environment		
4. Socio-Economic Impact							
4.1	Will the project bring in direct revenue?		7.5	0	No direct revenue	No direct revenue	0
				2.5	Direct revenue is not sufficient to meet O&M costs		
				5	Revenue meets O&M costs		
				7.5	Revenue exceeds O&M costs		
4.2	Are there indirect economic benefits from this project in the long term, e.g. employment creation, investment generation, increase in land/property prices, reduction in citizens' expenditures, etc.?	15	7.5	0	Negative impact on the local economy	Additional investment in the area and increased wealth for citizens	5
				2.5	Little or no long term economic development benefits		
				5	Additional investment in the area and increased wealth for citizens		
				7.5	Significant competitive advantage to industry and boost to the local economy		
5. Ease of Implementation							
5.1	Has land been acquired for the project (If required)?	30	10	10	Yes	Yes	10
				0	No		
5.2			5	5	Yes	Yes	5

Index	Question	Index Weight	Question Weight	Sub Weight	Possible Responses	Selected Response	Achieved Score
	Has funding been secured/allocated within the Local Government budget or whether the external sources of funding have been secured?			0	No		
5.3	Will the project get approval from higher levels of Government?		5	1	Difficult	Easy	5
				2.5	Standard		
				5	Easy		
5.4	Ease of implementation of project in respect of technical design?		5	1	Difficult	Standard	3
				3	Standard		
				5	Easy		
5.5	Is there a capable system in place to implement and operate this project or is external support needed?		5	0	Outside expertise needed for construction, O&M	Outside expertise needed for construction phase only	1
				1	Outside expertise needed for construction phase only		
				3	Outside expertise needed for preparation phase i.e. feasibility studies		
				5	No outside expertise needed		
Total Achieved Score							84

Project ID: 02-10-05-01-01

Project Description : Improvement and Rehabilitation of Parks in Kamalia City

Index	Question	Index Weight	Question Weight	Sub Weight	Possible Responses	Selected Response	Achieved Score		
1. Project Purpose & Service Delivery Improvement									
1.1	Does the project fill a gap in a wider system of service delivery?	30	10	2.5	Minor contribution	Major contribution	7.5		
				7.5	Major contribution				
				10	Significant contribution				
1.2	Whether the project will contribute to Sectoral Plan / City Master Plan?		30	10	0	No contribution.	Indirect contribution.	2.5	
					2.5	Indirect contribution.			
					7.5	Minor direct contribution			
1.3	Whether the deference/ delay of the project is going to affect citizens' health, safety, property, prosperity etc.?			30	10	10	Major contribution to key development goal.	Minor consequences	2.5
						0	No consequences		
						2.5	Minor consequences		
		7.5				Major future consequences			
						10	Major immediate consequences		
2. Public Response									
2.1	Population served by the project.	15	7.5		1	Less than 10%	Between 10% to 20%	5	
					5	Between 10% to 20%			
					7.5	Greater than 20%			
2.2	Is there support or opposition for the project from NGO's, community groups, network, media or business organizations?		15	5	0	Majority opposition	Majority support	5	
					1	Minority opposition			
					5	Majority support			
					2.5	Minority support			
2.3					2.5	0	Majority opposition	Majority support	2.5

Index	Question	Index Weight	Question Weight	Sub Weight	Possible Responses	Selected Response	Achieved Score		
	Is there support or opposition from residents in the immediate vicinity of the new facility?			0.5	Minority opposition				
				2.5	Majority support				
				1.5	Minority support				
3. Environmental Impact									
3.1	The impact of the proposed project on the quality of local environment (e.g. Air quality, Water pollution, Waste reduction, etc.	10	10	0	Negative effects on quality of the local environment	Positive effects on the quality of the local environment	10		
				5	Neutral				
				10	Positive effects on the quality of the local environment				
4. Socio-Economic Impact									
4.1	Will the project bring in direct revenue?	15	7.5	0	No direct revenue	No direct revenue	0		
								2.5	Direct revenue is not sufficient to meet O&M costs
								5	Revenue meets O&M costs
								7.5	Revenue exceeds O&M costs
4.2	Are there indirect economic benefits from this project in the long term, e.g. employment creation, investment generation, increase in land/property prices, reduction in citizens' expenditures, etc.?	15	7.5	0	Negative impact on the local economy	Little or no long term economic development benefits	2.5		
								2.5	Little or no long term economic development benefits
								5	Additional investment in the area and increased wealth for citizens
								7.5	Significant competitive advantage to industry and boost to the local economy
5. Ease of Implementation									
5.1	Has land been acquired for the project (If required)?	30	10	10	Yes	Yes	10		
								0	No
5.2	Has funding been secured/allocated within the Local Government budget or whether the			5	5	Yes	Yes	5	
						0			No

Index	Question	Index Weight	Question Weight	Sub Weight	Possible Responses	Selected Response	Achieved Score	
	external sources of funding have been secured?							
5.3	Will the project get approval from higher levels of Government?		5	1	Difficult	Standard	2.5	
				2.5	Standard			
				5	Easy			
5.4	Ease of implementation of project in respect of technical design?		5	1	Difficult	Easy	5	
				3	Standard			
				5	Easy			
5.5	Is there a capable system in place to implement and operate this project or is external support needed?		5	0	Outside expertise needed for construction, O&M	Outside expertise needed for construction phase only	1	
				1	Outside expertise needed for construction phase only			
				3	Outside expertise needed for preparation phase i.e. feasibility studies			
				5	No outside expertise needed			
Total Achieved Score							61	

Project ID: 02-10-04-03-01

Project Description : Replacement of LEDs

Index	Question	Index Weight	Question Weight	Sub Weight	Possible Responses	Selected Response	Achieved Score		
1. Project Purpose & Service Delivery Improvement									
1.1	Does the project fill a gap in a wider system of service delivery?	30	10	2.5	Minor contribution	Major contribution	7.5		
				7.5	Major contribution				
				10	Significant contribution				
1.2	Whether the project will contribute to Sectoral Plan / City Master Plan?		30	10	0	No contribution.	Indirect contribution.	2.5	
					2.5	Indirect contribution.			
					7.5	Minor direct contribution			
1.3	Whether the deference/ delay of the project is going to affect citizens' health, safety, property, prosperity etc.?			30	10	10	Major contribution to key development goal.	Minor consequences	2.5
						0	No consequences		
						2.5	Minor consequences		
		7.5				Major future consequences			
						10	Major immediate consequences		
2. Public Response									
2.1	Population served by the project.	15	7.5		1	Less than 10%	Between 10% to 20%	5	
					5	Between 10% to 20%			
					7.5	Greater than 20%			
2.2	Is there support or opposition for the project from NGO's, community groups, network, media or business organizations?		15	5	0	Majority opposition	Majority support	5	
					1	Minority opposition			
					5	Majority support			
					2.5	Minority support			
2.3					2.5	0	Majority opposition	Majority support	2.5

Index	Question	Index Weight	Question Weight	Sub Weight	Possible Responses	Selected Response	Achieved Score		
	Is there support or opposition from residents in the immediate vicinity of the new facility?			0.5	Minority opposition				
				2.5	Majority support				
				1.5	Minority support				
3. Environmental Impact									
3.1	The impact of the proposed project on the quality of local environment (e.g. Air quality, Water pollution, Waste reduction, etc.	10	10	0	Negative effects on quality of the local environment	Positive effects on the quality of the local environment	10		
				5	Neutral				
				10	Positive effects on the quality of the local environment				
4. Socio-Economic Impact									
4.1	Will the project bring in direct revenue?	15	7.5	0	No direct revenue	No direct revenue	0		
								2.5	Direct revenue is not sufficient to meet O&M costs
								5	Revenue meets O&M costs
								7.5	Revenue exceeds O&M costs
4.2	Are there indirect economic benefits from this project in the long term, e.g. employment creation, investment generation, increase in land/property prices, reduction in citizens' expenditures, etc.?	15	7.5	0	Negative impact on the local economy	Little or no long term economic development benefits	2.5		
								2.5	Little or no long term economic development benefits
								5	Additional investment in the area and increased wealth for citizens
								7.5	Significant competitive advantage to industry and boost to the local economy
5. Ease of Implementation									
5.1	Has land been acquired for the project (If required)?	30	10	10	Yes	Yes	10		
								0	No
5.2	Has funding been secured/allocated within the Local Government budget or whether			5	5	Yes	Yes	5	
						0			No

Index	Question	Index Weight	Question Weight	Sub Weight	Possible Responses	Selected Response	Achieved Score	
	the external sources of funding have been secured?							
5.3	Will the project get approval from higher levels of Government?		5	1	Difficult	Standard	2.5	
				2.5	Standard			
				5	Easy			
5.4	Ease of implementation of project in respect of technical design?		5	1	Difficult	standard	3	
				3	Standard			
				5	Easy			
5.5	Is there a capable system in place to implement and operate this project or is external support needed?		5	0	Outside expertise needed for construction, O&M	Outside expertise needed for construction phase only	1	
				1	Outside expertise needed for construction phase only			
				3	Outside expertise needed for preparation phase i.e. feasibility studies			
				5	No outside expertise needed			
Total Achieved Score							59	

Project ID: 02-10-05-04-01

Project Description : Construction of General Bus Stand (GSB) in Kamalia City

Index	Question	Index Weight	Question Weight	Sub Weight	Possible Responses	Selected Response	Achieved Score		
1. Project Purpose & Service Delivery Improvement									
1.1	Does the project fill a gap in a wider system of service delivery?	30	10	2.5	Minor contribution	Major contribution	7.5		
				7.5	Major contribution				
				10	Significant contribution				
1.2	Whether the project will contribute to Sectoral Plan / City Master Plan?		30	10	0	No contribution.	Indirect contribution.	2.5	
					2.5	Indirect contribution.			
					7.5	Minor direct contribution			
1.3	Whether the deference/ delay of the project is going to affect citizens' health, safety, property, prosperity etc.?			30	10	10	Major contribution to key development goal.	Minor consequences	2.5
						0	No consequences		
						2.5	Minor consequences		
		7.5				Major future consequences			
						10	Major immediate consequences		
2. Public Response									
2.1	Population served by the project.	15	7.5		1	Less than 10%	Greater than 20%	7.5	
					5	Between 10% to 20%			
					7.5	Greater than 20%			
2.2	Is there support or opposition for the project from NGO's, community groups, network, media or business organizations?		15	5	0	Majority opposition	Majority support	5	
					1	Minority opposition			
					5	Majority support			
					2.5	Minority support			
2.3					2.5	0	Majority opposition	Majority support	2.5

Index	Question	Index Weight	Question Weight	Sub Weight	Possible Responses	Selected Response	Achieved Score		
	Is there support or opposition from residents in the immediate vicinity of the new facility?			0.5	Minority opposition				
				2.5	Majority support				
				1.5	Minority support				
3. Environmental Impact									
3.1	The impact of the proposed project on the quality of local environment (e.g. Air quality, Water pollution, Waste reduction, etc.	10	10	0	Negative effects on quality of the local environment	Neutral	5		
				5	Neutral				
				10	Positive effects on the quality of the local environment				
4. Socio-Economic Impact									
4.1	Will the project bring in direct revenue?	15	7.5	0	No direct revenue	Revenue exceeds O&M costs	7.5		
								2.5	Direct revenue is not sufficient to meet O&M costs
								5	Revenue meets O&M costs
								7.5	Revenue exceeds O&M costs
4.2	Are there indirect economic benefits from this project in the long term, e.g. employment creation, investment generation, increase in land/property prices, reduction in citizens' expenditures, etc.?	15	7.5	0	Negative impact on the local economy	Additional investment in the area and increased wealth for citizens	5		
								2.5	Little or no long term economic development benefits
								5	Additional investment in the area and increased wealth for citizens
								7.5	Significant competitive advantage to industry and boost to the local economy
5. Ease of Implementation									
5.1	Has land been acquired for the project (If required)?	30	10	10	Yes	Yes	10		
								0	No
5.2	Has funding been secured/allocated within the Local Government budget or whether the			5	5	Yes	Yes	5	
						0			No

Index	Question	Index Weight	Question Weight	Sub Weight	Possible Responses	Selected Response	Achieved Score	
	external sources of funding have been secured?							
5.3	Will the project get approval from higher levels of Government?			5	1	Difficult	Standard	2.5
					2.5	Standard		
					5	Easy		
5.4	Ease of implementation of project in respect of technical design?			5	1	Difficult	Easy	5
					3	Standard		
					5	Easy		
5.5	Is there a capable system in place to implement and operate this project or is external support needed?			5	0	Outside expertise needed for construction, O&M	Outside expertise needed for construction phase only	1
					1	Outside expertise needed for construction phase only		
					3	Outside expertise needed for preparation phase i.e. feasibility studies		
					5	No outside expertise needed		
Total Achieved Score							68.5	

Project ID: 02-10-05-06-01

Project Description : Rehabilitation of slaughter house

Index	Question	Index Weight	Question Weight	Sub Weight	Possible Responses	Selected Response	Achieved Score		
1. Project Purpose & Service Delivery Improvement									
1.1	Does the project fill a gap in a wider system of service delivery?	30	10	2.5	Minor contribution	Major contribution	7.5		
				7.5	Major contribution				
				10	Significant contribution				
1.2	Whether the project will contribute to Sectoral Plan / City Master Plan?		30	10	0	No contribution.	Indirect contribution.	2.5	
					2.5	Indirect contribution.			
					7.5	Minor direct contribution			
1.3	Whether the deference/ delay of the project is going to affect citizens' health, safety, property, prosperity etc.?			30	10	10	Major contribution to key development goal.	Minor consequences	2.5
						0	No consequences		
						2.5	Minor consequences		
		7.5				Major future consequences			
						10	Major immediate consequences		
2. Public Response									
2.1	Population served by the project.	15	7.5		1	Less than 10%	Between 10% to 20%	5	
					5	Between 10% to 20%			
					7.5	Greater than 20%			
2.2	Is there support or opposition for the project from NGO's, community groups, network, media or business organizations?		15	5	0	Majority opposition	Majority support	5	
					1	Minority opposition			
					5	Majority support			
					2.5	Minority support			
2.3					2.5	0	Majority opposition	Majority support	2.5

Index	Question	Index Weight	Question Weight	Sub Weight	Possible Responses	Selected Response	Achieved Score		
	Is there support or opposition from residents in the immediate vicinity of the new facility?			0.5	Minority opposition				
				2.5	Majority support				
				1.5	Minority support				
3. Environmental Impact									
3.1	The impact of the proposed project on the quality of local environment (e.g. Air quality, Water pollution, Waste reduction, etc.	10	10	0	Negative effects on quality of the local environment	Positive effects on the quality of the local environment	10		
				5	Neutral				
				10	Positive effects on the quality of the local environment				
4. Socio-Economic Impact									
4.1	Will the project bring in direct revenue?	15	7.5	0	No direct revenue	Direct revenue is not sufficient to meet O&M costs	2.5		
								2.5	Direct revenue is not sufficient to meet O&M costs
								5	Revenue meets O&M costs
								7.5	Revenue exceeds O&M costs
4.2	Are there indirect economic benefits from this project in the long term, e.g. employment creation, investment generation, increase in land/property prices, reduction in citizens' expenditures, etc.?	15	7.5	0	Negative impact on the local economy	Little or no long term economic development benefits	2.5		
								2.5	Little or no long term economic development benefits
								5	Additional investment in the area and increased wealth for citizens
								7.5	Significant competitive advantage to industry and boost to the local economy
5. Ease of Implementation									
5.1	Has land been acquired for the project (If required)?	30	10	10	Yes	Yes	10		
								0	No
5.2	Has funding been secured/allocated within the Local Government budget or whether	30	5	5	Yes	Yes	5		
								0	No

Index	Question	Index Weight	Question Weight	Sub Weight	Possible Responses	Selected Response	Achieved Score	
	the external sources of funding have been secured?							
5.3	Will the project get approval from higher levels of Government?			5	1	Difficult	Standard	2.5
					2.5	Standard		
					5	Easy		
5.4	Ease of implementation of project in respect of technical design?			5	1	Difficult	Standard	3
					3	Standard		
					5	Easy		
5.5	Is there a capable system in place to implement and operate this project or is external support needed?			5	0	Outside expertise needed for construction, O&M	Outside expertise needed for construction phase only	1
					1	Outside expertise needed for construction phase only		
					3	Outside expertise needed for preparation phase i.e. feasibility studies		
					5	No outside expertise needed		
Total Achieved Score							61.5	

Project ID: 02-10-06-01-01

Project Description : Solarization of municipal buildings

Index	Question	Index Weight	Question Weight	Sub Weight	Possible Responses	Selected Response	Achieved Score		
1. Project Purpose & Service Delivery Improvement									
1.1	Does the project fill a gap in a wider system of service delivery?	30	10	2.5	Minor contribution	Major contribution	7.5		
				7.5	Major contribution				
				10	Significant contribution				
1.2	Whether the project will contribute to Sectoral Plan / City Master Plan?		30	10	0	No contribution.	Major contribution to key development goal.	10	
					2.5	Indirect contribution.			
					7.5	Minor direct contribution			
1.3	Whether the deference/ delay of the project is going to affect citizens' health, safety, property, prosperity etc.?			30	10	0	No consequences	Minor consequences	2.5
						2.5	Minor consequences		
						7.5	Major future consequences		
		10				Major immediate consequences			
2. Public Response									
2.1	Population served by the project.	15			7.5	1	Less than 10%	Less than 10%	1
			5			Between 10% to 20%			
			7.5			Greater than 20%			
2.2	Is there support or opposition for the project from NGO's, community groups, network, media or business organizations?		15		5	0	Majority opposition	Majority support	5
				1		Minority opposition			
				5		Majority support			
2.3				15	2.5	2.5	Minority support	Majority support	2.5
						0	Majority opposition		

Index	Question	Index Weight	Question Weight	Sub Weight	Possible Responses	Selected Response	Achieved Score
	Is there support or opposition from residents in the immediate vicinity of the new facility?			0.5	Minority opposition		
				2.5	Majority support		
				1.5	Minority support		
3. Environmental Impact							
3.1	The impact of the proposed project on the quality of local environment (e.g. Air quality, Water pollution, Waste reduction, etc.	10	10	0	Negative effects on quality of the local environment	Positive effects on the quality of the local environment	10
				5	Neutral		
				10	Positive effects on the quality of the local environment		
4. Socio-Economic Impact							
4.1	Will the project bring in direct revenue?		7.5	0	No direct revenue	Revenue exceeds O&M costs	7.5
				2.5	Direct revenue is not sufficient to meet O&M costs		
				5	Revenue meets O&M costs		
				7.5	Revenue exceeds O&M costs		
4.2	Are there indirect economic benefits from this project in the long term, e.g. employment creation, investment generation, increase in land/property prices, reduction in citizens' expenditures, etc.?	15	7.5	0	Negative impact on the local economy	Significant competitive advantage to industry and boost to the local economy	7.5
				2.5	Little or no long term economic development benefits		
				5	Additional investment in the area and increased wealth for citizens		
				7.5	Significant competitive advantage to industry and boost to the local economy		
5. Ease of Implementation							
5.1	Has land been acquired for the project (If required)?	30	10	10	Yes	Yes	10
				0	No		
5.2	Has funding been secured/allocated within the		5	5	Yes	Yes	5
				0	No		

Index	Question	Index Weight	Question Weight	Sub Weight	Possible Responses	Selected Response	Achieved Score	
	Local Government budget or whether the external sources of funding have been secured?							
5.3	Will the project get approval from higher levels of Government?		5	1	Difficult	Easy	5	
				2.5	Standard			
				5	Easy			
5.4	Ease of implementation of project in respect of technical design?		5	1	Difficult	Easy	5	
				3	Standard			
				5	Easy			
5.5	Is there a capable system in place to implement and operate this project or is external support needed?		5	0	Outside expertise needed for construction, O&M	Outside expertise needed for construction phase only	1	
				1	Outside expertise needed for construction phase only			
				3	Outside expertise needed for preparation phase i.e. feasibility studies			
				5	No outside expertise needed			
Total Achieved Score							79.5	

Project ID: 02-10-01-01-01

Project Description : Solarization of Tube wells and Water Supply System

Index	Question	Index Weight	Question Weight	Sub Weight	Possible Responses	Selected Response	Achieved Score		
1. Project Purpose & Service Delivery Improvement									
1.1	Does the project fill a gap in a wider system of service delivery?	30	10	2.5	Minor contribution	Major contribution	7.5		
				7.5	Major contribution				
				10	Significant contribution				
1.2	Whether the project will contribute to Sectoral Plan / City Master Plan?		30	10	0	No contribution.	Major contribution to key development goal.	10	
					2.5	Indirect contribution.			
					7.5	Minor direct contribution			
1.3	Whether the deference/ delay of the project is going to affect citizens' health, safety, property, prosperity etc.?			30	10	0	No consequences	Minor consequences	2.5
						2.5	Minor consequences		
						7.5	Major future consequences		
		10				Major immediate consequences			
2. Public Response									
2.1	Population served by the project.	15			7.5	1	Less than 10%	Less than 10%	1
			5			Between 10% to 20%			
			7.5			Greater than 20%			
2.2	Is there support or opposition for the project from NGO's, community groups, network, media or business organizations?		15		5	0	Majority opposition	Majority support	5
				1		Minority opposition			
				5		Majority support			
		2.5		Minority support					

Index	Question	Index Weight	Question Weight	Sub Weight	Possible Responses	Selected Response	Achieved Score
2.3	Is there support or opposition from residents in the immediate vicinity of the new facility?		2.5	0	Majority opposition	Majority support	2.5
				0.5	Minority opposition		
				2.5	Majority support		
				1.5	Minority support		
3. Environmental Impact							
3.1	The impact of the proposed project on the quality of local environment (e.g. Air quality, Water pollution, Waste reduction, etc.	10	10	0	Negative effects on quality of the local environment	Positive effects on the quality of the local environment	10
				5	Neutral		
				10	Positive effects on the quality of the local environment		
4. Socio-Economic Impact							
4.1	Will the project bring in direct revenue?	15	7.5	0	No direct revenue	Revenue exceeds O&M costs	7.5
				2.5	Direct revenue is not sufficient to meet O&M costs		
				5	Revenue meets O&M costs		
				7.5	Revenue exceeds O&M costs		
4.2	Are there indirect economic benefits from this project in the long term, e.g. employment creation, investment generation, increase in land/property prices, reduction in citizens' expenditures, etc.?		7.5	0	Negative impact on the local economy	Significant competitive advantage to industry and boost to the local economy	7.5
				2.5	Little or no long term economic development benefits		
				5	Additional investment in the area and increased wealth for citizens		

Index	Question	Index Weight	Question Weight	Sub Weight	Possible Responses	Selected Response	Achieved Score
				7.5	Significant competitive advantage to industry and boost to the local economy		
5. Ease of Implementation							
5.1	Has land been acquired for the project (If required)?	30	10	10	Yes	Yes	10
				0	No		
5.2	Has funding been secured/allocated within the Local Government budget or whether the external sources of funding have been secured?		5	5	Yes	Yes	5
				0	No		
5.3	Will the project get approval from higher levels of Government?		5	1	Difficult	Easy	5
				2.5	Standard		
				5	Easy		
5.4	Ease of implementation of project in respect of technical design?		5	1	Difficult	Easy	5
				3	Standard		
				5	Easy		
5.5	Is there a capable system in place to implement and operate this project or is external support needed?	5	0	Outside expertise needed for construction, O&M	Outside expertise needed for construction phase only	1	
			1	Outside expertise needed for construction phase only			
			3	Outside expertise needed for preparation phase i.e . feasibility studies			
			5	No outside expertise needed			
Total Achieved Score							79.5

Project ID: 02-10-04-01-01

Project Description : Improvement and Rehabilitation of Chowks in Kamalia City

Index	Question	Index Weight	Question Weight	Sub Weight	Possible Responses	Selected Response	Achieved Score	
1. Project Purpose & Service Delivery Improvement								
1.1	Does the project fill a gap in a wider system of service delivery?	30	10	2.5	Minor contribution	Major contribution	7.5	
				7.5	Major contribution			
				10	Significant contribution			
1.2	Whether the project will contribute to Sectoral Plan / City Master Plan?		10	10	0	No contribution.	Major contribution to key development goal.	10
					2.5	Indirect contribution.		
					7.5	Minor direct contribution		
1.3	Whether the deference/ delay of the project is going to affect citizens' health, safety, property, prosperity etc.?		10	10	0	No consequences	Minor consequences	2.5
					2.5	Minor consequences		
					7.5	Major future consequences		
		10	Major immediate consequences					
2. Public Response								
2.1	Population served by the project.	15	7.5	1	Less than 10%	Less than 10%	1	
				5	Between 10% to 20%			
				7.5	Greater than 20%			
2.2	Is there support or opposition for the project from NGO's, community groups, network, media or business organizations?		5	5	0	Majority opposition	Majority support	5
					1	Minority opposition		
					5	Majority support		
		2.5	Minority support					
2.3		2.5	0	Majority opposition	Majority support	2.5		

Index	Question	Index Weight	Question Weight	Sub Weight	Possible Responses	Selected Response	Achieved Score
	Is there support or opposition from residents in the immediate vicinity of the new facility?			0.5	Minority opposition		
				2.5	Majority support		
				1.5	Minority support		
3. Environmental Impact							
3.1	The impact of the proposed project on the quality of local environment (e.g. Air quality, Water pollution, Waste reduction, etc.	10	10	0	Negative effects on quality of the local environment	Positive effects on the quality of the local environment	10
				5	Neutral		
				10	Positive effects on the quality of the local environment		
4. Socio-Economic Impact							
4.1	Will the project bring in direct revenue?		7.5	0	No direct revenue	Revenue exceeds O&M costs	7.5
				2.5	Direct revenue is not sufficient to meet O&M costs		
				5	Revenue meets O&M costs		
				7.5	Revenue exceeds O&M costs		
4.2	Are there indirect economic benefits from this project in the long term, e.g. employment creation, investment generation, increase in land/property prices, reduction in citizens' expenditures, etc.?	15	7.5	0	Negative impact on the local economy	Significant competitive advantage to industry and boost to the local economy	7.5
				2.5	Little or no long term economic development benefits		
				5	Additional investment in the area and increased wealth for citizens		
				7.5	Significant competitive advantage to industry and boost to the local economy		
5. Ease of Implementation							
5.1	Has land been acquired for the project (If required)?	30	10	10	Yes	Yes	10
				0	No		
5.2	Has funding been secured/allocated within the Local		5	5	Yes	Yes	5
				0	No		

Index	Question	Index Weight	Question Weight	Sub Weight	Possible Responses	Selected Response	Achieved Score	
	Government budget or whether the external sources of funding have been secured?							
5.3	Will the project get approval from higher levels of Government?		5	1	Difficult	Easy	5	
				2.5	Standard			
				5	Easy			
5.4	Ease of implementation of project in respect of technical design?		5	1	Difficult	Easy	5	
				3	Standard			
				5	Easy			
5.5	Is there a capable system in place to implement and operate this project or is external support needed?		5	0	Outside expertise needed for construction, O&M	Outside expertise needed for construction phase only	1	
				1	Outside expertise needed for construction phase only			
				3	Outside expertise needed for preparation phase i.e. feasibility studies			
				5	No outside expertise needed			
Total Achieved Score							79.5	

Project ID: 02-10-04-01-02

Project Description : Rehabilitation of Roads

Index	Question	Index Weight	Question Weight	Sub Weight	Possible Responses	Selected Response	Achieved Score	
1. Project Purpose & Service Delivery Improvement								
1.1	Does the project fill a gap in a wider system of service delivery?	30	10	2.5	Minor contribution	Major contribution	7.5	
				7.5	Major contribution			
				10	Significant contribution			
1.2	Whether the project will contribute to Sectoral Plan / City Master Plan?		10	10	0	No contribution.	Major contribution to key development goal.	10
					2.5	Indirect contribution.		
					7.5	Minor direct contribution		
1.3	Whether the deference/ delay of the project is going to affect citizens' health, safety, property, prosperity etc.?		10	10	0	No consequences	Minor consequences	2.5
					2.5	Minor consequences		
					7.5	Major future consequences		
2. Public Response								
2.1	Population served by the project.	15	7.5	1	Less than 10%	Less than 10%	1	
				5	Between 10% to 20%			
				7.5	Greater than 20%			
2.2	Is there support or opposition for the project from NGO's, community groups, network, media or business organizations?		5	5	0	Majority opposition	Majority support	5
					1	Minority opposition		
					5	Majority support		
2.3			2.5	0	2.5	Minority support	Majority support	2.5
					0	Majority opposition		

Index	Question	Index Weight	Question Weight	Sub Weight	Possible Responses	Selected Response	Achieved Score
	Is there support or opposition from residents in the immediate vicinity of the new facility?			0.5	Minority opposition		
				2.5	Majority support		
				1.5	Minority support		
3. Environmental Impact							
3.1	The impact of the proposed project on the quality of local environment (e.g. Air quality, Water pollution, Waste reduction, etc.	10	10	0	Negative effects on quality of the local environment	Positive effects on the quality of the local environment	10
				5	Neutral		
				10	Positive effects on the quality of the local environment		
4. Socio-Economic Impact							
4.1	Will the project bring in direct revenue?		7.5	0	No direct revenue	Revenue exceeds O&M costs	7.5
				2.5	Direct revenue is not sufficient to meet O&M costs		
				5	Revenue meets O&M costs		
				7.5	Revenue exceeds O&M costs		
4.2	Are there indirect economic benefits from this project in the long term, e.g. employment creation, investment generation, increase in land/property prices, reduction in citizens' expenditures, etc.?	15	7.5	0	Negative impact on the local economy	Significant competitive advantage to industry and boost to the local economy	7.5
				2.5	Little or no long term economic development benefits		
				5	Additional investment in the area and increased wealth for citizens		
				7.5	Significant competitive advantage to industry and boost to the local economy		
5. Ease of Implementation							
5.1	Has land been acquired for the project (If required)?	30	10	10	Yes	Yes	10
				0	No		
5.2	Has funding been secured/allocated within the Local		5	5	Yes	Yes	5
				0	No		

Index	Question	Index Weight	Question Weight	Sub Weight	Possible Responses	Selected Response	Achieved Score	
	Government budget or whether the external sources of funding have been secured?							
5.3	Will the project get approval from higher levels of Government?		5	1	Difficult	Easy	5	
				2.5	Standard			
				5	Easy			
5.4	Ease of implementation of project in respect of technical design?		5	1	Difficult	Easy	5	
				3	Standard			
				5	Easy			
5.5	Is there a capable system in place to implement and operate this project or is external support needed?		5	0	Outside expertise needed for construction, O&M	Outside expertise needed for construction phase only	1	
				1	Outside expertise needed for construction phase only			
				3	Outside expertise needed for preparation phase i.e. feasibility studies			
				5	No outside expertise needed			
Total Achieved Score							79.5	

Project ID: 02-10-05-04-02

Project Description : Construction of General Bus Stand in Kamalia City

Index	Question	Index Weight	Question Weight	Sub Weight	Possible Responses	Selected Response	Achieved Score
1. Project Purpose & Service Delivery Improvement							
1.1	Does the project fill a gap in a wider system of service delivery?	30	10	2.5	Minor contribution	Major contribution	7.5
				7.5	Major contribution		
				10	Significant contribution		
1.2	Whether the project will contribute to Sectoral Plan / City Master Plan?		10	0	No contribution.	Major contribution to key development goal.	10
				2.5	Indirect contribution.		
				7.5	Minor direct contribution		
1.3	Whether the deference/ delay of the project is going to affect citizens' health, safety, property, prosperity etc.?		10	10	Major contribution to key development goal.	Minor consequences	2.5
				0	No consequences		
				2.5	Minor consequences		
			7.5	Major future consequences			
			10	Major immediate consequences			
2. Public Response							
2.1	Population served by the project.	15	7.5	1	Less than 10%	Less than 10%	1
				5	Between 10% to 20%		
				7.5	Greater than 20%		
2.2	Is there support or opposition for the project from NGO's, community groups, network, media or business organizations?	5	0	Majority opposition	Majority support	5	
			1	Minority opposition			
			5	Majority support			
			2.5	Minority support			
2.3			2.5	0	Majority opposition	Majority support	2.5

Index	Question	Index Weight	Question Weight	Sub Weight	Possible Responses	Selected Response	Achieved Score
	Is there support or opposition from residents in the immediate vicinity of the new facility?			0.5	Minority opposition		
				2.5	Majority support		
				1.5	Minority support		
3. Environmental Impact							
3.1	The impact of the proposed project on the quality of local environment (e.g. Air quality, Water pollution, Waste reduction, etc.	10	10	0	Negative effects on quality of the local environment	Positive effects on the quality of the local environment	10
				5	Neutral		
				10	Positive effects on the quality of the local environment		
4. Socio-Economic Impact							
4.1	Will the project bring in direct revenue?		7.5	0	No direct revenue	Revenue exceeds O&M costs	7.5
				2.5	Direct revenue is not sufficient to meet O&M costs		
				5	Revenue meets O&M costs		
				7.5	Revenue exceeds O&M costs		
4.2	Are there indirect economic benefits from this project in the long term, e.g. employment creation, investment generation, increase in land/property prices, reduction in citizens' expenditures, etc.?	15	7.5	0	Negative impact on the local economy	Significant competitive advantage to industry and boost to the local economy	7.5
				2.5	Little or no long term economic development benefits		
				5	Additional investment in the area and increased wealth for citizens		
				7.5	Significant competitive advantage to industry and boost to the local economy		
5. Ease of Implementation							
5.1	Has land been acquired for the project (If required)?	30	10	10	Yes	Yes	10
				0	No		
5.2	Has funding been secured/allocated within the Local		5	5	Yes	Yes	5
				0	No		

Index	Question	Index Weight	Question Weight	Sub Weight	Possible Responses	Selected Response	Achieved Score	
	Government budget or whether the external sources of funding have been secured?							
5.3	Will the project get approval from higher levels of Government?		5	1	Difficult	Easy	5	
				2.5	Standard			
				5	Easy			
5.4	Ease of implementation of project in respect of technical design?		5	1	Difficult	Easy	5	
				3	Standard			
				5	Easy			
5.5	Is there a capable system in place to implement and operate this project or is external support needed?		5	0	Outside expertise needed for construction, O&M	Outside expertise needed for construction phase only	1	
				1	Outside expertise needed for construction phase only			
				3	Outside expertise needed for preparation phase i.e. feasibility studies			
				5	No outside expertise needed			
Total Achieved Score							79.5	

Project ID:

02-10-04-01-03

Project Description :

Rehabilitation of existing roads with tuff pavers in
Kamalia

Index	Question	Index Weight	Question Weight	Sub Weight	Possible Responses	Selected Response	Achieved Score	
1. Project Purpose & Service Delivery Improvement								
1.1	Does the project fill a gap in a wider system of service delivery?	30	10	2.5	Minor contribution	Major contribution	7.5	
				7.5	Major contribution			
				10	Significant contribution			
1.2	Whether the project will contribute to Sectoral Plan / City Master Plan?			10	0	No contribution.	Major contribution to key development goal.	10
			2.5		Indirect contribution.			
			7.5		Minor direct contribution			
1.3	Whether the deference/ delay of the project is going to affect citizens' health, safety, property, prosperity etc.?			10	10	Major contribution to key development goal.	Minor consequences	2.5
			0		No consequences			
			2.5		Minor consequences			
		7.5	Major future consequences					
				10	Major immediate consequences			
2. Public Response								
2.1	Population served by the project.	15	7.5	1	Less than 10%	Less than 10%	1	
				5	Between 10% to 20%			
				7.5	Greater than 20%			
2.2	Is there support or opposition for the project from NGO's, community groups, network, media or business organizations?			5	0	Majority opposition	Majority support	5
			1		Minority opposition			
			5		Majority support			
		2.5	Minority support					

Index	Question	Index Weight	Question Weight	Sub Weight	Possible Responses	Selected Response	Achieved Score
2.3	Is there support or opposition from residents in the immediate vicinity of the new facility?		2.5	0	Majority opposition	Majority support	2.5
				0.5	Minority opposition		
				2.5	Majority support		
				1.5	Minority support		
3. Environmental Impact							
3.1	The impact of the proposed project on the quality of local environment (e.g. Air quality, Water pollution, Waste reduction, etc.	10	10	0	Negative effects on quality of the local environment	Positive effects on the quality of the local environment	10
				5	Neutral		
				10	Positive effects on the quality of the local environment		
4. Socio-Economic Impact							
4.1	Will the project bring in direct revenue?		7.5	0	No direct revenue	Revenue exceeds O&M costs	7.5
				2.5	Direct revenue is not sufficient to meet O&M costs		
				5	Revenue meets O&M costs		
				7.5	Revenue exceeds O&M costs		
4.2	Are there indirect economic benefits from this project in the long term, e.g. employment creation, investment generation, increase in land/property prices, reduction in citizens' expenditures, etc.?	15	7.5	0	Negative impact on the local economy	Significant competitive advantage to industry and boost to the local economy	7.5
				2.5	Little or no long term economic development benefits		
				5	Additional investment in the area and increased wealth for citizens		
				7.5	Significant competitive advantage to industry and boost to the local economy		
5. Ease of Implementation							
5.1	Has land been acquired for the project (If required)?	30	10	10	Yes	Yes	10
				0	No		
5.2	Has funding been secured/allocated within the Local		5	5	Yes	Yes	5
				0	No		

Index	Question	Index Weight	Question Weight	Sub Weight	Possible Responses	Selected Response	Achieved Score	
	Government budget or whether the external sources of funding have been secured?							
5.3	Will the project get approval from higher levels of Government?		5	1	Difficult	Easy	5	
				2.5	Standard			
				5	Easy			
5.4	Ease of implementation of project in respect of technical design?		5	1	Difficult	Easy	5	
				3	Standard			
				5	Easy			
5.5	Is there a capable system in place to implement and operate this project or is external support needed?		5	0	Outside expertise needed for construction, O&M	Outside expertise needed for construction phase only	1	
				1	Outside expertise needed for construction phase only			
				3	Outside expertise needed for preparation phase i.e. feasibility studies			
				5	No outside expertise needed			
Total Achieved Score							79.5	

Project ID: 02-10-02-01-01

Project Description : Improvement of sewerage system and construction of waste water treatment plant (WWTP) Kamalia city

Index	Question	Index Weight	Question Weight	Sub Weight	Possible Responses	Selected Response	Achieved Score		
1. Project Purpose & Service Delivery Improvement									
1.1	Does the project fill a gap in a wider system of service delivery?	30	10	2.5	Minor contribution	Significant contribution	10		
				7.5	Major contribution				
				10	Significant contribution				
1.2	Whether the project will contribute to Sectoral Plan / City Master Plan?		30	10	0	No contribution.	Major contribution to key development goal.	10	
					2.5	Indirect contribution.			
					7.5	Minor direct contribution			
1.3	Whether the deference/ delay of the project is going to affect citizens' health, safety, property, prosperity etc.?			30	10	0	No consequences	Major immediate consequences	10
						2.5	Minor consequences		
						7.5	Major future consequences		
		10				Major immediate consequences			
2. Public Response									
2.1	Population served by the project.	15			7.5	1	Less than 10%	Greater than 20%	7.5
			5			Between 10% to 20%			
			7.5			Greater than 20%			
2.2	Is there support or opposition for the project from NGO's, community groups, network, media or business organizations?		15		5	0	Majority opposition	Majority support	5
				1		Minority opposition			
				5		Majority support			
		2.5		Minority support					

Index	Question	Index Weight	Question Weight	Sub Weight	Possible Responses	Selected Response	Achieved Score
2.3	Is there support or opposition from residents in the immediate vicinity of the new facility?		2.5	0	Majority opposition	Majority support	2.5
				0.5	Minority opposition		
				2.5	Majority support		
				1.5	Minority support		
3. Environmental Impact							
3.1	The impact of the proposed project on the quality of local environment (e.g. Air quality, Water pollution, Waste reduction, etc.)	10	10	0	Negative effects on quality of the local environment	Positive effects on the quality of the local environment	10
				5	Neutral		
				10	Positive effects on the quality of the local environment		
4. Socio-Economic Impact							
4.1	Will the project bring in direct revenue?		7.5	0	No direct revenue	No direct revenue	0
				2.5	Direct revenue is not sufficient to meet O&M costs		
				5	Revenue meets O&M costs		
				7.5	Revenue exceeds O&M costs		
4.2	Are there indirect economic benefits from this project in the long term, e.g. employment creation, investment generation, increase in land/property prices, reduction in citizens' expenditures, etc.?	15	7.5	0	Negative impact on the local economy	Additional investment in the area and increased wealth for citizens	5
				2.5	Little or no long term economic development benefits		
				5	Additional investment in the area and increased wealth for citizens		
				7.5	Significant competitive advantage to industry and boost to the local economy		
5. Ease of Implementation							
5.1	Has land been acquired for the project (If required)?	30	10	10	Yes	Yes	10
				0	No		
5.2			5	5	Yes		5

Index	Question	Index Weight	Question Weight	Sub Weight	Possible Responses	Selected Response	Achieved Score
	Has funding been secured/allocated within the Local Government budget or whether the external sources of funding have been secured?			0	No		
5.3	Will the project get approval from higher levels of Government?		5	1	Difficult	Easy	5
				2.5	Standard		
				5	Easy		
5.4	Ease of implementation of project in respect of technical design?		5	1	Difficult	Standard	3
				3	Standard		
				5	Easy		
5.5	Is there a capable system in place to implement and operate this project or is external support needed?		5	0	Outside expertise needed for construction, O&M	Outside expertise needed for construction phase only	1
				1	Outside expertise needed for construction phase only		
				3	Outside expertise needed for preparation phase i.e. feasibility studies		
				5	No outside expertise needed		
Total Achieved Score							84

Annexure D. Environmental and Social Considerations in IDAMP³

Section 1: Policy, Legal and Administrative Framework

This section provides an overview of the policy framework and national legislation that applies to the proposed project. The project is expected to comply with all national/provincial legislation regulations, EPA guidelines, World Bank Operational Policies and guidelines which are relevant and applicable to the sub-project.

1.1. Punjab Environment Protection Act 1997 (Amended 2012 & 2017)

Under Section 12 (and subsequent amendment in 2012 and then in 2017) of the PEPA (1997):

“a project falling under any category specified in Schedule I of the IEE/EIA Regulations 2022 requires the proponent of the project to file an IEE with the concerned provincial EPA while projects falling under any category specified in Schedule II require the proponent to file an EIA with the provincial agency, which is responsible for its review and accordance of approval or request any additional information deemed necessary”

In compliance of local legal framework, development of IEE/EIA reports and subsequent approval from the competent forums shall be mandatory for all new infrastructure projects.

Regulatory Clearances, Punjab EPA

In accordance with provincial regulatory requirements, an IEE/EIA satisfying the requirements of the Punjab Environmental Protection Act (amended 2012&2017) will be marked cleared by Punjab-EPA and No Objection Certificate (NOC) will be issued for it. MCs will ensure to obtain NOCs/approval from the competent forums before the execution of new infrastructure development projects.

³ The Environmental & Social Considerations have been provided by the Environment & Social Management (E&SM) team of PMDFC.

1.2. Guidelines for Environmental Assessment, Pakistan EPA

The Pak-EPA has published a set of environmental guidelines for conducting environmental assessments and the environmental management of different types of development projects. The guidelines that are relevant to the proposed projects are listed below:

- Guidelines for the Preparation and Review of Environmental Reports, Pakistan, EPA 1997.
- Guidelines for Public Consultations; Pakistan EPA May 1997

These guidelines have been adopted by the Punjab Environment Protection Agency after 18th amendment.

1.3. Punjab Environmental Quality Standards (PEQS)

The Punjab Environmental Quality Standards (PEQS), 2016 specify the following standards:

1. Punjab Environment Quality Standards for Drinking Water, 2016
2. Punjab Environment Quality Standards for Ambient Air, 2016
3. Punjab Environment Quality Standards for Noise, 2016
4. Punjab Environment Quality Standards for Municipal and Liquid Industrial Effluents, 2016

32 parameters of PEQs for drinking water shall be applicable to all water supply schemes/ projects/ subprojects (rehabilitation and new). PEQs for ambient air shall be applicable during rehabilitation or new construction of infrastructure development projects to analyze the emissions that may emerge from construction work machinery/equipment's. PEQs for noise shall also be applicable during rehabilitation or new construction of infrastructure development projects to analyze the emissions that may emerge from construction work machinery/equipment. PEQs for municipal and liquid waste shall be applicable to determine the quality of municipal wastewater where wastewater is to be treated.

1.4. Other Environment Related Legislations:

Sr. #	Act	Description	Applicability to sub-project
1.	Punjab Environment Protection Act, 1997 (as amended up to 2017)	The Act establishes the Environmental Protection Agency that deals with the preparation of national environmental policies, prepare & publish national environment report, ensure the enforcement of National Environmental Quality Standards, establishment of ambient air, water and land quality standards, measures to control environmental pollution. Additionally, under this Act, no proponent of a project shall commence construction or operation unless he has filed with the Provincial Agency an initial environmental examination or, where the project is likely to cause an adverse environmental effect, an Environmental Impact Assessment (EIA/ESIA), and has obtained from the approval in respect thereof.	Section 11,12,13 and 14 of PEPA, 2012 shall be applicable to all the new infrastructure projects.
2.	Punjab Environment Protection Review of	Provided that the proponent shall file an Initial Environmental Examination or Environmental	<ul style="list-style-type: none"> • These regulations have two schedules I & II. As per schedule I the subprojects require submission of IEE report have to be prepared and as per

Sr. #	Act	Description	Applicability to sub-project																	
	IEE/EIA Regulations 2022	Impact Assessment, if the project is likely to cause an adverse environmental impact	<p>schedule II the EIA of Subproject will be carried out.</p> <p>The sector wise screening of MCs subprojects as per Punjab Environment protection review of IEE/EIA regulations 2000 are given below in Table.</p> <table border="1" style="width: 100%; border-collapse: collapse;"> <thead> <tr> <th style="background-color: #FFD700;">Schedule</th> <th style="background-color: #FFD700;">Sector</th> <th style="background-color: #FFD700;">Clause</th> </tr> </thead> <tbody> <tr> <td>Schedule I</td> <td>Stormwater Drainage</td> <td>F. Water management, dams, irrigation and flood protection 1. Small Dams and reservoirs 2. Irrigation and drainage projects</td> </tr> <tr> <td></td> <td>Water supply</td> <td>G. Water Supply and Treatment Water supply schemes and treatment plants with total cost less than Rs. 50 million</td> </tr> <tr> <td></td> <td>Parks</td> <td>I. Urban development and tourism 5. Urban development projects</td> </tr> <tr> <td></td> <td>Waste</td> <td>H. Waste disposal Non-hazardous scrap yard / warehouse</td> </tr> </tbody> </table>			Schedule	Sector	Clause	Schedule I	Stormwater Drainage	F. Water management, dams, irrigation and flood protection 1. Small Dams and reservoirs 2. Irrigation and drainage projects		Water supply	G. Water Supply and Treatment Water supply schemes and treatment plants with total cost less than Rs. 50 million		Parks	I. Urban development and tourism 5. Urban development projects		Waste	H. Waste disposal Non-hazardous scrap yard / warehouse
Schedule	Sector	Clause																		
Schedule I	Stormwater Drainage	F. Water management, dams, irrigation and flood protection 1. Small Dams and reservoirs 2. Irrigation and drainage projects																		
	Water supply	G. Water Supply and Treatment Water supply schemes and treatment plants with total cost less than Rs. 50 million																		
	Parks	I. Urban development and tourism 5. Urban development projects																		
	Waste	H. Waste disposal Non-hazardous scrap yard / warehouse																		

Sr. #	Act	Description	Applicability to sub-project		
			Schedule II	Water supply, Sewerage System and treatment	F. Water supply, Sewerage System and treatment Water supply schemes and treatment plants (excluding the Reverse Osmosis, Ultra filtration and such like) with total cost more than Rs. 50 million 2. Wastewater channels / Sewerage System Schemes 3. Combined Wastewater Treatment Plants with treatment capacity greater than 100m ³ /hr
				Waste Storage and Disposal	G. Waste Storage and Disposal 1. Landfill sites 2. Waste Incinerators and autoclaves 3. Hazardous substance or waste storage warehouse

Sr. #	Act	Description	Applicability to sub-project
3.	Delegations of power for Environment Approvals Rule 2017	According to these rules the powers of environmental approval are delegated to commissioner for specific types of projects	<ul style="list-style-type: none"> • Under PCP the clause of h, n and o are applicable. • clause h Construction of roads fallings within the jurisdiction of a district, expecting highways, expressways and motorways • Clause o solid waste management excepting landfills • Clause p water supply schemes /water purifications plants costing upto Rs. 20,000/-
4.	Notification No. SOG/EPD/5-86/2019 delegation of powers to Deputy Commissioner	According to this notification the powers of environmental approval are delegated to deputy commissioner for specific types of projects	Under PCP clause g is applicable Bus and Wagon stands od category C with area upto 8 kanal.
3.	Pakistan Penal Code, 1860	The Code deals with the offences where public or private property or human lives are affected due to intentional or accidental misconduct of an individual or organization. The Code also addresses control of noise, noxious emissions and disposal of effluents.	The provisions of the Penal Code, 1860 are applicable to the project in terms of penalties for effecting human lives and public property. It also addresses the control of noise, air emissions and effluent disposal.
4.	Motor Vehicle Rules, 1969	It defines powers and responsibilities of Motor Vehicle Examiners (MVEs). The establishment of	This act is applicable to the gaseous emission that will be released from the vehicles in operation phase

Sr. #	Act	Description	Applicability to sub-project
		MVE inspection system is one of the regulatory measures that can be taken to tackle the ambient air quality problems associated with the vehicular emissions during operation phase.	at machinery used during construction phase of this subproject.
5.	The Land Acquisition Act, 1894	The Land Acquisition Act, 1894, is a “law for the acquisition of land needed for public purposes and for companies and for determining the amount of compensation to be paid on account of such acquisition”.	This act will not be triggered as no land acquisition is required.
6.	The Punjab Land Acquisition Rules, 1983,	It describes the land acquisition procedure for public purposes or for a company.	This act will be triggered as wherever land to be acquired for subproject. Such as in Swerage project, Construction of Wastewater treatment plants, installation of new tube wells etc.
7.	Pakistan Antiquities Act 1975 and Punjab Antiquities Amendment Act 2012	The Punjab Antiquities Amendment Act, 2012 is adopted from the Pakistan Antiquities Act of 1975 with a few minor changes. The Antiquities Act, 1975 (amended in 1990) states the following: <ul style="list-style-type: none"> • “Ancient” is any object that is at least 75 years old; 	The law will be applicable to the project due to its provision that if any accidental archaeological discoveries may occur during the excavation works for the construction of sub-projects.

Sr. #	Act	Description	Applicability to sub-project
		<ul style="list-style-type: none"> • All accidental discoveries of artifacts must be reported to the Federal Department of Archaeology; • The Government is the owner of all buried antiquities discovered on any site, whether protected or otherwise; • All new construction within a distance of 200 feet from protected antiquities is forbidden; • No changes or repairs can be made to a protected monument, even if it is owned privately, without approval of the responsible authorities; and <p>The cultural heritage laws of Pakistan are uniformly applicable to all categories of sites regardless of their state of preservation and classification as monuments of national or world heritage.</p>	
8.	Punjab Restriction of Employment of Children Act, 2016	According to the sub-section 11(a) of this Act, an occupier who employs or permits a child (person under the age of 15 years) to work in an establishment shall be liable to punishment with imprisonment for a term which may extend to six	The relevance of this act to the project will be to prohibit child employment for construction related activities of the proposed sub- project and it will be applicable throughout the construction activities related to subprojects.

Sr. #	Act	Description	Applicability to sub-project
		months, but which shall not be less than seven days, and a mandatory fine between 10,000 and 50,000 rupees.	
9.	The Punjab Occupational Safety and Health Act, 2019	<p>The Punjab Occupational Safety and Health Act, 2019 (IV of 2019) An Act to provide for occupational safety and health at workplace.</p> <p>It is necessary to make and consolidate the law for the occupational safety and health of the persons at workplace and to protect them against risks arising out of the occupational hazards; to promote safe and healthy working environment catering to the physiological and psychological needs of the employees at workplace and to provide for matters connected therewith or ancillary thereto.</p>	<p>The Punjab Occupational Safety and Health Act, 2019 relevant sections to the proposed projects are:</p> <p>8. Safety and Health, 10. Consultation 13. Notification and investigation of accidents, dangerous occurrences and occupational illness. Adopting this Act, PMDFC has developed SOPs for health and safety of the labor (including women workers) and communities which will be applicable for all the infrastructure related activities of new or rehabilitation subprojects.</p>
10	National Hazardous Waste Management Policy, 2022	A policy to facilitate the implementation of international treaties & Conventions on a national level to improve the definition & implementation of Hazardous Waste Management (HWM) for better environmental management, clarify institutional	Policy measures shall be applicable whereas there is any risk of usage or generation of hazardous waste.

Sr. #	Act	Description	Applicability to sub-project
		responsibilities related to HWM, and strengthen the management of hazardous & other wastes.	
11	Protection Against Harassment of Women at the Workplace (Amended) Act, 2014	In this act major and minor penalties are mentioned.	This act is applicable for all the employees of MCs, LG&CDD and women labor (if involved for infrastructure development activities)
12	Punjab Labor Policy, 2018	Punjab Labor Policy, 2018 presents a policy document which directly addresses the child labor, bonded labor, gender discrimination, gender mainstreaming, labor protection, out of school children and lack of health facilities for the workers etc. Labor Policy of 2018 incorporates the key thematic areas regarding effective implementation of labor standards, social dialogue, improvements in workplace safety, living wages, awareness raising, excellence in labor inspections regime, imparting quality technical trainings through well-improved Training Centers, simplification of labor laws, medical facilities for secured workers even after retirement, establishment of labor colonies and schools for workers' children, improvement in	This act is applicable for all the employees of MCs, LG&CDD and women labor (if involved for infrastructure development activities)

Sr. #	Act	Description	Applicability to sub-project
		the wage fixation process and strengthening the role of Punjab Minimum Wages Board, efficient disbursement of welfare grants and gradual extension of labor protection frame-work.	
13	Punjab Local Government Act, 2019	<p>As per PLGA 2019 Functions of a Metropolitan Corporation, Municipal Corporation and Municipal Committee:</p> <p>Part I</p> <p>(g) Solid waste collection and disposal;</p> <p>(h) Sewerage collection and disposal including water management and treatment;</p> <p>(i) Building control and land use;</p> <p>(j) Births, deaths, marriages and divorce registration;</p> <p>(k) Museums and art galleries;</p> <p>(l) Open markets;</p> <p>(m) Livestock and agriculture markets;</p> <p>(n) Public parking facilities;</p> <p>(o) City roads and traffic management;</p> <p>(p) Public transport;</p>	All the related clauses of this Act shall be applicable for MCs.

Sr. #	Act	Description	Applicability to sub-project
		(q) Abstraction of water for industrial and commercial purposes; (r) Emergency planning and relief; (s) Support to provincial agencies in prevention of crime and maintenance of public order; and (t) Regulatory enforcement in the functions assigned under Part 1 and 2 of this Schedule; Part 2 (u) Establishment and management of pre-schools; (v) Libraries; (w) Drinking water supply; (x) Public convenances; (z) Children's services; (aa) Community safety; (bb) Arts and recreation; (cc) Public fairs and ceremonies; (dd) Sports; (ee) Environmental health, awareness and services; (ff) Parks and landscape development; (gg) Slaughtering of animals; (hh) Street lights; and	

Sr. #	Act	Description	Applicability to sub-project
		(ii) Sign boards and street advertisements.	
14	Guidelines for Preparation and Review of Environment Reports, 1997	Guidelines for preparation and Review of Environmental Reports were issued by Pak EPA in 1997 under Pakistan Environment Protection Act, 1997 and are adopted by Punjab Environment protection Agency after 18 th Amendment. These guidelines describe the steps in IEE Preparation, format of IEE Reports, assessing impacts, mitigation and impact management, reporting, reviewing and decision making, monitoring and auditing and project management.	These guidelines shall be applicable during preparation and review of IEEs/EIAs of new infrastructure development projects.
15	Guidelines for Public Consultation, 1997	These guidelines address possible approaches to public consultation and techniques for designing an effective program of consultation that reaches all major stakeholders and ensures the incorporation of their concerns in any impact assessment study. The guidelines cover consultation, involvement, and participation of stakeholders; effective public consultation (planning, stages of an EIA where	Public consultation and citizens engagement is mandatory at projects planning and design phase and these guidelines shall be applicable for public consultation.

Sr. #	Act	Description	Applicability to sub-project
		consultation is appropriate); and facilitation of involvement (including the poor, women, and NGOs).	
16	Guidelines for Regulation of Disclosure of Environmental Information & Citizen Engagement 2020	<p>These guidelines give details about disclosure of environmental information. These guidelines have 2 parts:</p> <p>First part deals with Public Disclosure instructions regarding arrangement of public disclosure of environment information and maintenance of record in indexed form</p> <p>Second part is regarding Citizen Engagement, and it gives detailed information regarding citizen engagement and Grievance redress mechanism.</p>	<p>These guidelines will be applicable for public disclosure of environment related information of IEEs/EIAs or any other interventions that may cause any harm to the environment.</p>
17	Canal and Drainage Act 1873 and Amendment Act 2016	<p>The CDA focuses on construction and maintenance of drainage channels and defines powers to prohibit obstruction or order their removal. It also covers issues related to canal navigation. It briefly addresses issues relating to environmental pollution.</p> <p>Section 70(5) of the CDA clearly states that no one is allowed to "corrupt or foul the water of any canal</p>	<p>This act shall be applicable for all the subprojects of MCs where untreated wastewater is being dispose off to the irrigation canals.</p>

Sr. #	Act	Description	Applicability to sub-project
		<p>so as to render it less fit for the purposes for which it is ordinarily used.”</p> <p>In addition, Section 73 of the CDA gives power to arrest without warrant or to be taken before the magistrate a person who has willfully damaged or obstructed the canal or “rendered it less useful.”</p>	
18	Punjab Wildlife Protection, Conservation and Management Act, 1974	The Act requires the protection of wildlife species declared as endangered/threatened and rare. It gives protection to these species by declaring their natural living environment as protected and reserved, which includes areas such as national parks, wildlife sanctuaries, and game reserves.	This act shall be applicable in case any harm to wildlife is assessed at the stage of early screening or if there is any potential risk identified to the wildlife during or after execution of the subprojects/projects related to infrastructure development and municipal service delivery.
19	Guidelines and Checklists adopted by GOP after 18th Amendment	<p>Punjab EPA has also designed the following Guidelines/Checklists for IEE/EIA Projects:</p> <p>Check List for IEE (updated September 2020)</p> <p>Check List for EIA (updated September 2020)</p> <p>After 18th Amendment, Punjab EPA has adopted the following sectoral Guidelines that were prepared by other provinces and were earlier adopted by Pak EPA:</p> <ul style="list-style-type: none"> ✓ Poultry Farms 	<p>Checklists for IEE and EIA shall be applicable to all the new infrastructure development projects.</p> <p>Following Guidelines shall be applicable for MC’s municipal service delivery projects:</p> <ul style="list-style-type: none"> ✓ Urban Roads ✓ Water Supply ✓ Sanitation Schemes ✓ Major Sewerage Schemes

Sr. #	Act	Description	Applicability to sub-project
		<ul style="list-style-type: none"> ✓ Urban Roads ✓ Rural Schools ✓ Housing Schemes ✓ Petrol & CNG ✓ Forest Road ✓ Forest Harvesting ✓ Water Supply ✓ Tourist Facilities ✓ Sanitation Schemes ✓ Major Chemicals and Manufacturing Plants ✓ Flour Mills ✓ Carpet Manufacturing ✓ Housing Estates and New Town Development ✓ Industrial Estate ✓ Major Roads ✓ Major Sewerage Schemes ✓ Stone Crushers ✓ Marble Units ✓ Oil & Gas Exploration 	

Section 2: Environmental & Social Categorization

2.1. Environmental Screening and Categorization of Sub-Projects

Based upon the Screening Checklists, following table will be used to for environmental screening of the identified sub-projects/projects and further documentation requirements. This classification is preliminary and will be finalized when the exact locations and scale of the sub-projects are identified, and screening checklist will be filled in for each of the sub-project/project.

Sr. #	Project Categories	Type of Sub-projects	Nature of Environmental Issues	Env. Category	Social Category	Instruments Required
1.	Waste Management					
	Solid Waste	Collection Equipment, Collection Bins	Negligible environmental impacts	E3	S3	Applicability of PMDFC EHS SOPs for SWM Machinery/Equipment
	Liquid Waste	Sludge ponds	May have some negative but localized environmental and social impacts	E2	S2	ESMP
		Community septic tanks	May have some negative but localized environmental and social impacts	E2	S2	ESMP
		Vacuum Trucks, Vacuum Handcarts and others	Negligible environmental impacts	E3	S3	NA
Construction of Waste Water Treatment Plants	May have significant environmental impacts	E1	S2/S1	IEE/EIA as per nature of impacts and Schedule I and II of PEPA Review of IEE/EIA Regulations 2022.		

Sr. #	Project Categories	Type of Sub-projects	Nature of Environmental Issues	Env. Category	Social Category	Instruments Required
2.	Water Supply					
		Water supply pumps / tube wells	May have negligible environmental impacts	E3	S3	NA
		Overhead reservoirs (OHRs)	May have negligible environmental impacts	E2	S2	ESMP
		Water Supply distribution network	May have some negative to significant environmental and social impacts depending upon the scope of work	E1 or E2	S1 or S2	ESMP for repair and maintenance of existing network or IEE/EIA for new sub-projects as per scope of work and environmental impacts and categorization given in Schedule I and II of PEPA Review of IEE/EIA Regulations 2000
3.	Storm Water Drainage					
	Urban drainage systems Open Drainage System Covered Drains		May have some negative to significant environmental and social impacts depending upon the scope of work	E1 or E2	S1 or S2	ESMP for repair and maintenance of existing systems or IEE/EIA for new sub-projects as per scope of work and environmental impacts and categorization given in Schedule I and II of PEPA Review of IEE/EIA Regulations 2000
	Flood control systems		May have some negative to significant environmental and social impacts depending upon the scope of work	E1 or E2	S2	ESMP for repair and maintenance of existing system or IEE/EIA for new sub-project as per scope of work and

Sr. #	Project Categories	Type of Sub-projects	Nature of Environmental Issues	Env. Category	Social Category	Instruments Required
						environmental impacts and categorization given in Schedule I and II of PEPA Review of IEE/EIA Regulations 2000
4.	Connectivity					
	Rehabilitation and maintenance of urban roads ⁴		May have some negative but localized environmental and social impacts	E2	S2S	ESMP
	Pedestrian walkways, Bicycle paths		May have negligible environmental impacts	E2	S2	ESMP
	Streets and security lights, and road signs		May have negligible environmental impacts	E3	S3	NA
	Construction of Bus Workshops		May have some negative but localized environmental and social impacts	E2	S2	ESMP
	Rehabilitation of Bus Stands/Terminals ⁵		May have negligible environmental impacts	E2	E2	ESMP
5.	Social and Livability Infrastructure					
	Urban greenery and public spaces		May have negligible environmental impacts	E2	S2	ESMP

4 After 18th Amendment, Punjab EPA has adopted the Checklists/Guidelines adopted by the Pakistan EPA (as it is). Punjab EPA has adopted Checklists/Guidelines developed by KPK and Balochistan for Small to medium water supply schemes, sanitation schemes, small and medium sized road construction and expansion in urban areas and construction and expansion of bus terminals. These Checklists/Guidelines will be used for the mentioned subprojects of PCP adopted by Punjab EPA

5 According to a notification by Punjab EPA vide No. Dir (EIA)/01/2017 dated 29-05-2017, Bus and Wagon stands of Category C with area upto 8 kanals, are exempted from IEE/EIA

Sr. #	Project Categories	Type of Sub-projects	Nature of Environmental Issues	Env. Category	Social Category	Instruments Required
	Construction of Community Parks ⁶		May have some negative but localized environmental and social impacts	E2/E1	S2/S1	ESMP/IEE/EIA
	Rehabilitation /Maintenance of Community Parks		May have negligible environmental impacts	E2	S2	ESMP

⁶ 6 Parks will be constructed on already allocated lands (for community parks) by Local Government

Section 3: Budget Allocation

To carryout Environmental Assessment as per ESMF-PCP and PEPA, there is need to allocate budget in PC-I.

The IEE/EIA/ESMPs of each sub-project will be included in the bidding documents and the contracts. In this manner, the social and environmental management instruments will be included in the overall scope of works/services and BOQs, and the contractor will implement the mitigation measures included in the contracts alongside other works/services.

Activity	Budget Allocation (PKR)
Environmental Impact Assessment (EIA)	
Hiring of Environmental Consultant	100,0000-15,0000
Implementation of EIA	100,0000
EIA Submission fee	30,000
Initial Environmental Examination (IEE)	
Hiring of Environmental Consultant	500,000-800,000
Implementation of IEE	500,000- 700,000
IEE Submission fee	15, 000

Section 4: Monitoring & Supervision

Environment Focal Person (EFP) and Social Focal Point (SFP) and MCs of their respective region to monitor the contractor to ensure complete and proper implementation of the works/services in accordance with the contract. During this phase, environmental and social monitoring will be carried out to ensure that the mitigation measures given in the IEE/EIA/ESMPs are effectively implemented. The environmental and social monitoring will include the following:

- Environmental and social monitoring to ensure effective implementation of ESMPs and EMPs particularly the mitigation measures included in these documents.
- The monitoring will be conducted with the help of checklists prepared on the basis of the mitigation plans included in environmental and social management instruments.
- Laboratory analysis will be conducted if specified in the ESMPs.
- Photographic records will be maintained where applicable/useful.
- Preparation of monitoring reports.

Annexure E. Project Appraisal

Project ID: 02-10-05-01-01

Project Description : Improvement and Rehabilitation of Parks in Kamalia City

Sr. No.	Description	Unit	Value	Remarks
1	Net Present Value (NPV)	Rs.	77	NPV=PV of benefits @ 22.32% - PV of costs @ 22.32%
2	Financial Internal Rate of Return (FIRR)	%	38%	FIRR
3	Benefit Cost Ratio (BCR)	Ratio	48.10	BCR= Total Benefits ÷ Total Costs
4	Payback Period	Years	5	PBP= Capital costs ÷ Annual Net Benefits

Year No.	Year	Costs			Benefits				Net (Cost)/ Benefits	PV @ % 22.32	
		Capital Cost	O&M Cost	Total Cost	Cost saving to society	Direct Revenue	Cost Savings/ Reduction	Total Benefits		Discount Factor	PV
		A	B	C=A+B	D	E	F	G=D+E+F		H=G-C	I=(1.22.32) ⁿ
0	2023-2024	50.00	-	50	-	-	-	-	(50)	1	(50)
1	2024-2025	-	-	-	-	-	11.04	11	11	0.82	9
2	2025-2026	-	-	-	-	-	12.82	13	13	0.67	9
3	2026-2027	-	-	-	-	-	14.89	15	15	0.55	8
4	2027-2028	-	-	-	-	-	17.28	17	17	0.45	8
5	2028-2029	-	-	-	-	-	20.07	20	20	0.37	7
6	2029-2030	-	-	-	-	-	23.31	23	23	0.30	7
7	2030-2031	-	-	-	-	-	27.06	27	27	0.24	7
8	2031-2032	-	-	-	-	-	31.43	31	31	0.20	6
9	2032-2033	-	-	-	-	-	36.49	36	36	0.16	6
10	2033-2034	-	-	-	-	-	42.37	42	42	0.13	6
11	2034-2035	-	-	-	-	-	49.20	49	49	0.11	5
12	2035-2036	-	-	-	-	-	57.14	57	57	0.09	5
13	2036-2037	-	-	-	-	-	66.35	66	66	0.07	5
14	2037-2038	-	-	-	-	-	77.04	77	77	0.06	5
15	2038-2039	-	-	-	-	-	89.46	89	89	0.05	4
16	2039-2040	-	-	-	-	-	103.88	104	104	0.04	4
17	2040-2041	-	-	-	-	-	120.63	121	121	0.03	4
18	2041-2042	-	-	-	-	-	140.07	140	140	0.03	4
19	2042-2043	-	-	-	-	-	162.65	163	163	0.02	4
20	2043-2044	-	-	-	-	-	188.87	189	189	0.02	3
21	2044-2045	-	-	-	-	-	219.32	219	219	0.01	3
22	2045-2046	-	-	-	-	-	254.67	255	255	0.01	3
23	2046-2047	-	-	-	-	-	295.73	296	296	0.01	3
24	2047-2048	-	-	-	-	-	343.40	343	343	0.01	3
25	2048-2049	-	-	-	-	-	-	-	-	0.01	-
Total		50	-	50	-	-	2,405	2,405	2,355		77

Assumptions for Financial Appraisal

Costs:

- 1 Capital cost of the Project incorporates both the initial one-off costs such as engineering cost, project construction cost, development cost, procurement cost of equipment, machinery & other assets, utility set up cost, and any other costs to be incurred during the construction period.
- 2 Operating and maintenance (O&M) cost shall be incurred during operational phases of the project. Operation and maintenance cost includes electricity and other utility cost, administrative expenses, maintenance cost, payroll cost and other overheads etc.
- 3 Inflation rate is taken for O&M costs @ 16.12%, which is average inflation of last 5 years.

Benefits:

- 4 Benefits include the potential saving in the opportunity cost of vehicles. Project would provide effective protection to the vehicles against the solar radiation and ultraviolet rays, rain, hail, wind, and dust, thereby slowing down the deterioration of vehicles and reducing the cost of maintenance.
- 5 Inflation rate is applied at cost savings @ 16.12%, which is average inflation of last 5 years.
- 6 Residual Value had been taken as nil.

Estimated Project Life:

- 7 The life estimates of assets are compiled after review of design criteria for MC assets and international best practices. The Life Estimates taken in IDAMP are as follow:

Asset	Useful Life
Buildings/ Civil Works	25
Tubewell Pumps	15
Disposal Pumps	15
OHR	50
Water Pipelines	25
Rising Mains/ Transmission Mains	25
Sewerage/ RCC Pipelines	25
Vehicles	10
Machinery & Equipment	15

Macro-economic Indicators

- 8 The discount rate used for computation of present value of cash flows is taken @ 22.32 % per anum, which is KIBOR prescribed by State Bank of Pakistan as at April 11, 2023.
- 9 Exchange rate is taken as 284.65 PKR/ USD as per Exchange Rates for Mark to Market Revaluation provided at State Bank of Pakistan at April 07, 2023.

Project ID: 02-10-01-06-01

Project Description : Construction of Underground Water Storage Tank

Sr. No.	Description	Unit	Value	Remarks
1	Net Present Value (NPV)	NPV=PV of benefits @ 22.32% - PV of costs @ 22.32%	Rs.	(249)
2	Financial Internal Rate of Return (FIRR)	FIRR	%	14%
3	Benefit Cost Ratio (BCR)	BCR= Total Benefits ÷ Total Costs	Ratio	2.17
4	Payback Period	PBP= Capital costs ÷ Annual Net Benefits	Years	7.25

Year No.	Year	Costs			Benefits				Net (Cost)/ Benefits H=G-C	PV @ % 22.32	
		Capital Cost	O&M Cost	Total Cost	Cost saving to society	Direct Revenue	Cost Savings/ Reduction	Total Benefits		Discount Factor	PV
		A	B	C=A+B	D	E	F	G=D+E+F		I=(1.22.32) ⁿ	J=HxI
0	2023-2024	150.00		150				-	(150)	1	(150)
1	2024-2025	300.00		300	33.00			33	(267)	0.82	(218)
2	2025-2026	150.00	15.00	165	38.32			38	(127)	0.67	(85)
3	2026-2027		17.42	17	44.50			44	27	0.55	15
4	2027-2028		20.23	20	51.67			52	31	0.45	14
5	2028-2029		23.49	23	60.00			60	37	0.37	13
6	2029-2030		27.27	27	69.67			70	42	0.30	13
7	2030-2031		31.67	32	80.90			81	49	0.24	12
8	2031-2032		36.77	37	93.94			94	57	0.20	11
9	2032-2033		42.70	43	109.09			109	66	0.16	11
10	2033-2034		49.58	50	126.67			127	77	0.13	10
11	2034-2035		57.58	58	147.09			147	90	0.11	10
12	2035-2036		66.86	67	170.80			171	104	0.09	9
13	2036-2037		77.64	78	198.33			198	121	0.07	9
14	2037-2038		90.15	90	230.31			230	140	0.06	8
15	2038-2039		104.68	105	267.43			267	163	0.05	8
16	2039-2040		121.56	122	310.54			311	189	0.04	8
17	2040-2041		141.16	141	360.60			361	219	0.03	7
18	2041-2042		163.91	164	418.73			419	255	0.03	7
19	2042-2043		190.33	190	486.23			486	296	0.02	6
20	2043-2044		221.01	221	564.61			565	344	0.02	6
21	2044-2045		256.64	257	655.62			656	399	0.01	6
22	2045-2046		298.01	298	761.31			761	463	0.01	6
23	2046-2047		346.05	346	884.03			884	538	0.01	5
24	2047-2048		401.83	402	1,026.54			1,027	625	0.01	5
25	2048-2049		466.61	467	1,192.02			1,192	725	0.01	5
Total		600	3,268	3,868	8,382	-	-	8,382	4,514		(249)

Assumptions for Financial Appraisal

Costs:

- 1 Capital cost of the Project incorporates both the initial one-off costs such as engineering cost, project construction cost, development cost, procurement cost of equipment, machinery & other assets, utility set up cost, and any other costs to be incurred during the construction period.
- 2 Operating and maintenance (O&M) cost shall be incurred during operational phases of the project. Operation and maintenance cost includes electricity and other utility cost, administrative expenses, maintenance cost, payroll cost and other overheads etc.
- 3 Inflation rate is taken for O&M costs @ 16.12%, which is average inflation of last 5 years.

Benefits:

- 4 Benefits include the potential saving in the opportunity cost of vehicles. Project would provide effective protection to the vehicles against the solar radiation and ultraviolet rays, rain, hail, wind, and dust, thereby slowing down the deterioration of vehicles and reducing the cost of maintenance.
- 5 Inflation rate is applied at cost savings @ 16.12%, which is average inflation of last 5 years.
- 6 Residual Value had been taken as nil.

Estimated Project Life:

- 7 The life estimates of assets are compiled after review of design criteria for MC assets and international best practices. The Life Estimates taken in IDAMP are as follow:

Asset	Useful Life
Buildings/ Civil Works	25
Tubewell Pumps	15
Disposal Pumps	15
OHR	50
Water Pipelines	25
Rising Mains/ Transmission Mains	25
Sewerage/ RCC Pipelines	25
Vehicles	10
Machinery & Equipment	15

Macro-economic Indicators

- 8 The discount rate used for computation of present value of cash flows is taken @ 22.32 % per anum, which is KIBOR prescribed by State Bank of Pakistan as at April 11, 2023.
- 9 Exchange rate is taken as 284.65 PKR/ USD as per Exchange Rates for Mark to Market Revaluation provided at State Bank of Pakistan at April 07, 2023.

Project ID: 02-10-06-01-01

Project Description : Solarization of municipal buildings

Sr. No.	Description	Unit	Value	Remarks
1	Net Present Value (NPV)	Rs.	75	NPV=PV of benefits @ 22.32% - PV of costs @ 22.32%
2	Financial Internal Rate of Return (FIRR)	%	37%	FIRR
3	Benefit Cost Ratio (BCR)	Ratio	22.53	BCR= Total Benefits ÷ Total Costs
4	Payback Period	Years	7.25	PBP= Capital costs ÷ Annual Net Benefits

Year No.	Year	Costs			Benefits				Net (Cost)/ Benefits	PV @ % 22.32	
		Capital Cost	O&M Cost	Total Cost	Cost saving to society	Direct Revenue	Cost Savings/ Reduction	Total Benefits		Discount Factor	PV
		A	B	C=A+B	D	E	F	G=D+E+F		H=G-C	I=(1.22.32) ⁿ
0	2023-2024	50.00	0.25	50				-	(50)	1	(50)
1	2024-2025		0.29	0	11.00			11	11	0.82	9
2	2025-2026		0.34	0	12.77			13	12	0.67	8
3	2026-2027		0.39	0	14.83			15	14	0.55	8
4	2027-2028		0.45	0	17.22			17	17	0.45	7
5	2028-2029		0.53	1	20.00			20	19	0.37	7
6	2029-2030		0.61	1	23.22			23	23	0.30	7
7	2030-2031		0.71	1	26.97			27	26	0.24	6
8	2031-2032		0.83	1	31.31			31	30	0.20	6
9	2032-2033		0.96	1	36.36			36	35	0.16	6
10	2033-2034		1.11	1	42.22			42	41	0.13	5
11	2034-2035		1.29	1	49.03			49	48	0.11	5
12	2035-2036		1.50	2	56.93			57	55	0.09	5
13	2036-2037		1.74	2	66.11			66	64	0.07	5
14	2037-2038		2.03	2	76.77			77	75	0.06	4
15	2038-2039		2.35	2	89.14			89	87	0.05	4
16	2039-2040		2.73	3	103.51			104	101	0.04	4
17	2040-2041		3.17	3	120.20			120	117	0.03	4
18	2041-2042		3.68	4	139.58			140	136	0.03	4
19	2042-2043		4.28	4	162.08			162	158	0.02	3
20	2043-2044		4.97	5	188.20			188	183	0.02	3
21	2044-2045		5.77	6	218.54			219	213	0.01	3
22	2045-2046		6.70	7	253.77			254	247	0.01	3
23	2046-2047		7.78	8	294.68			295	287	0.01	3
24	2047-2048		9.03	9	342.18			342	333	0.01	3
25	2048-2049		10.49	10	397.34			397	387	0.01	3
Total		50	74	124	2,794	-	-	2,794	2,670		75

Assumptions for Financial Appraisal

Costs:

- 1 Capital cost of the Project incorporates both the initial one-off costs such as engineering cost, project construction cost, development cost, procurement cost of equipment, machinery & other assets, utility set up cost, and any other costs to be incurred during the construction period.
- 2 Operating and maintenance (O&M) cost shall be incurred during operational phases of the project. Operation and maintenance cost includes electricity and other utility cost, administrative expenses, maintenance cost, payroll cost and other overheads etc.
- 3 Inflation rate is taken for O&M costs @ 16.12%, which is average inflation of last 5 years.

Benefits:

- 4 Benefits include the potential saving in the opportunity cost of vehicles. Project would provide effective protection to the vehicles against the solar radiation and ultraviolet rays, rain, hail, wind, and dust, thereby slowing down the deterioration of vehicles and reducing the cost of maintenance.
- 5 Inflation rate is applied at cost savings @ 16.12%, which is average inflation of last 5 years.
- 6 Residual Value had been taken as nil.

Estimated Project Life:

- 7 The life estimates of assets are compiled after review of design criteria for MC assets and international best practices. The Life Estimates taken in IDAMP are as follow:

Asset	Useful Life
Buildings/ Civil Works	25
Tubewell Pumps	15
Disposal Pumps	15
OHR	50
Water Pipelines	25
Rising Mains/ Transmission Mains	25
Sewerage/ RCC Pipelines	25
Vehicles	10
Machinery & Equipment	15

Macro-economic Indicators

- 8 The discount rate used for computation of present value of cash flows is taken @ 22.32 % per anum, which is KIBOR prescribed by State Bank of Pakistan as at April 11, 2023.
- 9 Exchange rate is taken as 284.65 PKR/ USD as per Exchange Rates for Mark to Market Revaluation provided at State Bank of Pakistan at April 07, 2023.

Project ID: 02-10-01-01-01

Project Description : Solarization of Tube wells and Water Supply System

Sr. No.	Description	Unit	Value	Remarks
1	Net Present Value (NPV)	Rs.	226	NPV=PV of benefits @ 22.32% - PV of costs @ 22.32%
2	Financial Internal Rate of Return (FIRR)	%	37%	FIRR
3	Benefit Cost Ratio (BCR)	Ratio	22.53	BCR= Total Benefits ÷ Total Costs
4	Payback Period	Years	7.25	PBP= Capital costs ÷ Annual Net Benefits

Year No.	Year	Costs			Benefits				Net (Cost)/ Benefits	PV @ % 22.32	
		Capital Cost	O&M Cost	Total Cost	Cost saving to society	Direct Revenue	Cost Savings/ Reduction	Total Benefits		Discount Factor	PV
		A	B	C=A+B	D	E	F	G=D+E+F		H=G-C	I=(1.22.32)^n
0	2023-2024	150.00	0.75	151				-	(151)	1	(151)
1	2024-2025		0.87	1	33.00			33	32	0.82	26
2	2025-2026		1.01	1	38.32			38	37	0.67	25
3	2026-2027		1.17	1	44.50			44	43	0.55	24
4	2027-2028		1.36	1	51.67			52	50	0.45	22
5	2028-2029		1.58	2	60.00			60	58	0.37	21
6	2029-2030		1.84	2	69.67			70	68	0.30	20
7	2030-2031		2.14	2	80.90			81	79	0.24	19
8	2031-2032		2.48	2	93.94			94	91	0.20	18
9	2032-2033		2.88	3	109.09			109	106	0.16	17
10	2033-2034		3.34	3	126.67			127	123	0.13	16
11	2034-2035		3.88	4	147.09			147	143	0.11	16
12	2035-2036		4.51	5	170.80			171	166	0.09	15
13	2036-2037		5.23	5	198.33			198	193	0.07	14
14	2037-2038		6.08	6	230.31			230	224	0.06	13
15	2038-2039		7.06	7	267.43			267	260	0.05	13
16	2039-2040		8.20	8	310.54			311	302	0.04	12
17	2040-2041		9.52	10	360.60			361	351	0.03	11
18	2041-2042		11.05	11	418.73			419	408	0.03	11
19	2042-2043		12.83	13	486.23			486	473	0.02	10
20	2043-2044		14.90	15	564.61			565	550	0.02	10
21	2044-2045		17.30	17	655.62			656	638	0.01	9
22	2045-2046		20.09	20	761.31			761	741	0.01	9
23	2046-2047		23.33	23	884.03			884	861	0.01	8
24	2047-2048		27.09	27	1,026.54			1,027	999	0.01	8
Total		150	222	372	8,382	-	-	8,382	8,010		226

Assumptions for Financial Appraisal

Costs:

- 1 Capital cost of the Project incorporates both the initial one-off costs such as engineering cost, project construction cost, development cost, procurement cost of equipment, machinery & other assets, utility set up cost, and any other costs to be incurred during the construction period.
- 2 Operating and maintenance (O&M) cost shall be incurred during operational phases of the project. Operation and maintenance cost includes electricity and other utility cost, administrative expenses, maintenance cost, payroll cost and other overheads etc.
- 3 Inflation rate is taken for O&M costs @ 16.12%, which is average inflation of last 5 years.

Benefits:

- 4 Benefits include the potential saving in the opportunity cost of vehicles. Project would provide effective protection to the vehicles against the solar radiation and ultraviolet rays, rain, hail, wind, and dust, thereby slowing down the deterioration of vehicles and reducing the cost of maintenance.
- 5 Inflation rate is applied at cost savings @ 16.12%, which is average inflation of last 5 years.
- 6 Residual Value had been taken as nil.

Estimated Project Life:

- 7 The life estimates of assets are compiled after review of design criteria for MC assets and international best practices. The Life Estimates taken in IDAMP are as follow:

Asset	Useful Life
Buildings/ Civil Works	25
Tubewell Pumps	15
Disposal Pumps	15
OHR	50
Water Pipelines	25
Rising Mains/ Transmission Mains	25
Sewerage/ RCC Pipelines	25
Vehicles	10
Machinery & Equipment	15

Macro-economic Indicators

- 8 The discount rate used for computation of present value of cash flows is taken @ 22.32 % per anum, which is KIBOR prescribed by State Bank of Pakistan as at April 11, 2023.
- 9 Exchange rate is taken as 284.65 PKR/ USD as per Exchange Rates for Mark to Market Revaluation provided at State Bank of Pakistan at April 07, 2023.

Project ID: 02-10-05-04-02

Project Description : Construction of General Bus Stand in Kamalia City

Sr. No.	Description	Unit	Value	Remarks
1	Net Present Value (NPV)	Rs.	150	NPV=PV of benefits @ 22.32% - PV of costs @ 22.32%
2	Financial Internal Rate of Return (FIRR)	%	35%	FIRR
3	Benefit Cost Ratio (BCR)	Ratio	9.13	BCR= Total Benefits ÷ Total Costs
4	Payback Period	Years	7.25	PBP= Capital costs ÷ Annual Net Benefits

Year No.	Year	Costs			Benefits				Net (Cost)/ Benefits	PV @ % 22.32	
		Capital Cost	O&M Cost	Total Cost	Cost saving to society	Direct Revenue	Cost Savings/ Reduction	Total Benefits		Discount Factor	PV
		A	B	C=A+B	D	E	F	G=D+E+F		H=G-C	I=(1.22.32) ⁿ
0	2023-2024	113.03	1.96	115				-	(115)	1	(115)
1	2024-2025		2.27	2	24.87			25	23	0.82	18
2	2025-2026		2.64	3	28.88			29	26	0.67	18
3	2026-2027		3.06	3	33.53			34	30	0.55	17
4	2027-2028		3.56	4	38.94			39	35	0.45	16
5	2028-2029		4.13	4	45.21			45	41	0.37	15
6	2029-2030		4.80	5	52.50			53	48	0.30	14
7	2030-2031		5.57	6	60.96			61	55	0.24	14
8	2031-2032		6.47	6	70.79			71	64	0.20	13
9	2032-2033		7.51	8	82.20			82	75	0.16	12
10	2033-2034		8.72	9	95.45			95	87	0.13	12
11	2034-2035		10.12	10	110.84			111	101	0.11	11
12	2035-2036		11.76	12	128.71			129	117	0.09	10
13	2036-2037		13.65	14	149.46			149	136	0.07	10
14	2037-2038		15.85	16	173.55			174	158	0.06	9
15	2038-2039		18.41	18	201.52			202	183	0.05	9
16	2039-2040		21.37	21	234.01			234	213	0.04	8
17	2040-2041		24.82	25	271.73			272	247	0.03	8
18	2041-2042		28.82	29	315.53			316	287	0.03	8
19	2042-2043		33.47	33	366.40			366	333	0.02	7
20	2043-2044		38.86	39	425.46			425	387	0.02	7
21	2044-2045		45.12	45	494.05			494	449	0.01	7
22	2045-2046		52.40	52	573.69			574	521	0.01	6
23	2046-2047		60.85	61	666.17			666	605	0.01	6
24	2047-2048		70.65	71	773.55			774	703	0.01	6
Total		113	579	692	6,316	-	-	6,316	5,624		150

Assumptions for Financial Appraisal

Costs:

- 1 Capital cost of the Project incorporates both the initial one-off costs such as engineering cost, project construction cost, development cost, procurement cost of equipment, machinery & other assets, utility set up cost, and any other costs to be incurred during the construction period.
- 2 Operating and maintenance (O&M) cost shall be incurred during operational phases of the project. Operation and maintenance cost includes electricity and other utility cost, administrative expenses, maintenance cost, payroll cost and other overheads etc.
- 3 Inflation rate is taken for O&M costs @ 16.12%, which is average inflation of last 5 years.

Benefits:

- 4 Benefits include the potential saving in the opportunity cost of vehicles. Project would provide effective protection to the vehicles against the solar radiation and ultraviolet rays, rain, hail, wind, and dust, thereby slowing down the deterioration of vehicles and reducing the cost of maintenance.
- 5 Inflation rate is applied at cost savings @ 16.12%, which is average inflation of last 5 years.
- 6 Residual Value had been taken as nil.

Estimated Project Life:

- 7 The life estimates of assets are compiled after review of design criteria for MC assets and international best practices. The Life Estimates taken in IDAMP are as follow:

Asset	Useful Life
Buildings/ Civil Works	25
Tubewell Pumps	15
Disposal Pumps	15
OHR	50
Water Pipelines	25
Rising Mains/ Transmission Mains	25
Sewerage/ RCC Pipelines	25
Vehicles	10
Machinery & Equipment	15

Macro-economic Indicators

- 8 The discount rate used for computation of present value of cash flows is taken @ 22.32 % per anum, which is KIBOR prescribed by State Bank of Pakistan as at April 11, 2023.
- 9 Exchange rate is taken as 284.65 PKR/ USD as per Exchange Rates for Mark to Market Revaluation provided at State Bank of Pakistan at April 07, 2023.

Annexure F. Stakeholder's Consultative Session



Consultative Session - Kamalia.pdf

City	Date	Consultant Team	MC Team	
			Designation	Name
Kamalia	From 2-May-23 To 3-May-23	Mr. Fiaz	MOI & MO Finance	Umar Nawaz Khan
		Mr. Tayyab	Sub Engineer	Sheikh Hasssan Sahab, Mr. Mudassir
		Mr. Saqlain	PMDFC RPC	Mr. Awais
			IT Officer	Mr. Mohsin
			PMDFC-DPO IT	Mr. Mudassir

***STAKEHOLDER'S CONSULTATIVE SESSION AT
MC Kamalia FOR IDAMP UNDER PUNJAB
CITIES PROGRAM***

1. Introduction

A program captioned as Punjab Cities Program (PCP) is being launched in 16 MCs of Punjab. The development objective of the Program is to strengthen the performance of participating Municipal Committees (MCs) focusing on urban management and improvement of municipal services for satisfactory service delivery. The IDAMP Framework sets out the principles/guidelines and policies for efficient and transparent asset management and reporting system. Thus, this Framework is designed to ensure the effective planning, careful management, accurate recording and reliable reporting of all the assets over the asset life cycle for optimized service delivery to the public

There are two points for stakeholders' consultative session in DLI based evaluation. In order to meet the criteria, meaningful stakeholder's consultative session was held in Municipal Committee, Kamalia City on 15th May, 2023. The Consultative Session was attended by local public representatives, social activists, community organizations, journalists, and common citizens to record their views/ recommendations.

2. Objectives of consultative Session

The objectives of this consultative session are as follows;

- The importance of physical assets to delivering service delivery objectives and outcomes;
- The quality of existing physical assets in terms of condition and asset performance;
- The assets needed to meet or sustain current levels of service, and to address current and future shortfalls
- The feasible asset solutions to address identified shortfalls;
- The level of commitment and planned improvement, Community Engagement and Stakeholders
- Consultation

3. Community Engagement and Stakeholders Consultation

The representatives from different walk of life were invited for this consultative session. The list is being presented in **Table 1**.

Table 1:

Sr No	Stakeholders Category
1.	Chief Officer MC Kamalia
2.	MO (I&S) MC Kamalia
3.	MO (F) MC Kamalia
4.	PIO MC kamalia
5.	Sub Engineer MC kamalia
6.	IT Officer MC Kamalia
7.	Businessmen Kamalia City
8.	Public Representative Kamalia City
9.	Social Worker
10.	Journalists
11.	General Public
12.	Civil Servants

4. Information Disseminated

Following Information was discussed & disclosed to the stakeholders during the consultative session.

- Introduction/Overview of the IDAMP Frame work.
- Purpose of IDAMP Frame Work, its scope and Objectives.
- Legal Authority, key benefits and Methodology of IDAMP Framework.
- Concerns and Apprehensions of all stakeholders regarding IDAMP.
- Measures to safeguards the interests of people.
- Needs, priorities and reactions of the local public.

Pictorial view of Consultative Session held with Stakeholders of MC Kamalia







Minutes of the Meetings with Stakeholders for their Concerns

Sr. No.	Agency /Department / Stakeholders	Date	Time	Representative	Issues/Suggestions
1	MC Kamalia	15-05-23	2 PM to 3PM	Muhammad Tahir Farooq (Chief Officer)	<ul style="list-style-type: none"> • CO Conveyed MC vision on IDAMP • CO MC briefed about the ongoing project • CO updated on the initiation of new project under PCP for improvement of sewerage system • CO described the importance of society on asset management and planning
2	MC Kamalia			Umar Nawaz Khan (MO I&S)	<ul style="list-style-type: none"> • MOI briefed about IDAMP • The purpose of and importance of asset planning shared with people • The role of public in asset management and planning • MO I&S briefed how people can play a role in management of new projects under PCP to improve the service and durability of assets to get the smooth active service deliver for longer period of time. • MOI describe on sector plan
3	Businessman			Shahbaz Ahmad (General Secretary)	<ul style="list-style-type: none"> • Appreciated the development of work and suggested that internal streets must also be considered in future planning • Emphasize that the development process must be continue
4	Public Representative			Rana Muhammad Amjad (Press Club)	<ul style="list-style-type: none"> • Appreciated the improvement of streets and suggested that community involvement is needed to look after the streets • MC should monitor that individual should not be allowed to dismantle tuff paver without intimation to MC for any kind of house connection etc.

5	Social Worker			Ayesha (Social Worker)	<ul style="list-style-type: none"> • Suggested that continuous public awareness session should be conducted for the cleanness of city • The Impact of solid waste deposition in sewerage system must be bring into notice of people
6	Civil Servant			Muhammad Sajid (Employee)	<ul style="list-style-type: none"> • The sewerage system need improvement and planning in this regard is suggested • Water supply system must be planned in the way to deliver the safe drinking water to household
7	Journalist			Nelum Qamar (Media)	<ul style="list-style-type: none"> • Improvement of road is very good but the road safety management plan must be intact • No road cut should be allowed without NOC, the road cut must be repaired to prevent from further damage, immediately to increase the road life.
8	Social Worker/Teacher			Mlaika (Social worker)	<ul style="list-style-type: none"> • The garbage container must be placed alongside the roads • Drains along the roads must be kept clean so the water cannot be pounded on the roads to increase the life
9	General Public			Ehsan Yousaf (Engineer)	<ul style="list-style-type: none"> • During execution of development work the standard must be observed for long life of the assets • Solid waste management must be done properly • The operators must be professional and skilled so the life of machinery can be increased and accidents can be avoided
10	General Public			Abdul Ghfar (Farmer)	<ul style="list-style-type: none"> • Sewerage system must be planned to improve the city • Poor sewerage network needs replacement • The area with poor sewerage condition must be taken as priority.

Attendance Sheet:

ATTENDANCE SHEET

MEETING OF STAKEHOLDER'S CONSULTATIVE SESSION AT MUNICIPAL COMMITTEE KAMALIA FOR IDAMP UNDER PUNJAB CITIES PROGRAM (PCP)






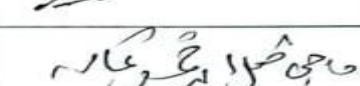

Dated 15.05.2023 at 02:00 (PM)

Sr. No.	Name	Designation	Mobile No.	Signature
1	M. Tahir Farooq	CO, MC	0333-6761696	
2	Umair Nawaz Khan	MO(F) MC	0334-8137368	
3	HAFIZ MASOOD JILLANI	MO(F) MC	0312-5123937	
4	Muhammad Shalim	Facial Person FACE- Rubistar	03008791338	
5	AYSHA	JUNAH WELFARE SOCIETY KMD	0306-7282991	
6	MALAIKA	TEACHER JUNAH WELFARE		
7	Ajad Islam Ajad	SADAR Chahallahi Mandi	0333-6589716	
8	M. Tariq Hassan	vice sadar ghalla mand.	0334 62 62 862	
9	Abdul Ghafoor	General S Ghalla m.	0301-6561107	
10	HAASAN YOUSUF	Sub GMD MC Member	0311-1743192	
11	صدر الجنه حقوق التوعية بالتعليم	صدر الجنه حقوق التوعية بالتعليم	03333234495	
12	صدر الجنه حقوق التوعية بالتعليم	صدر الجنه حقوق التوعية بالتعليم	03329991600 03126921600 03464461600	
13	صدر الجنه حقوق التوعية بالتعليم	صدر الجنه حقوق التوعية بالتعليم	0300 6519109	
14	صدر الجنه حقوق التوعية بالتعليم	صدر الجنه حقوق التوعية بالتعليم	03146220016	

ATTENDANCE SHEET

MEETING OF STAKEHOLDER'S CONSULTATIVE SESSION AT MUNICIPAL COMMITTEE KAMALIA FOR IDAMP UNDER PUNJAB CITIES PROGRAM (PCP)

Dated 15.05.2023 at 02:00 (PM)

Sr. No.	Name	Designation	Mobile No.	Signature
15	Shahbaz Ahmad	GENERAL SECRETARY ANJMAN TAJRANI	0301 7285233	
16	Nasim Bano	President Kumda	0336 3222262	
17	M. Qadir	Secretary	0300-5515569	
18		مستشار	03017291089	
19		مستشار	03485017655	
20	M. Mahmud Raza	Secretary	0322-703540	